

20.
BILLARD **WM**
IN **VIERSEN**
2009

LES RÉSULTATS
The Results
ERGEBNISSE





23. DREIBAND-WELTMEISTERSCHAFT FÜR NATIONALMANNSCHAFTEN IN DER FESTHALLE VIERSEN

5.-8. MÄRZ




LES RÉSULTATS
THE RESULTS
ERGEBNISSE





World Championship

THREE CUSHION FOR NATIONAL TEAMS
5. - 8. März 2009 ** Festhalle Viersen



Veranstaltungsübersicht

| | |
|------------------------------------|---|
| Termin: | 4. – 8. März 2009 |
| Ort: | Festhalle Viersen, Hermann-Hülser-Platz 1, Viersen |
| Schirmherr: | Günter Thönnessen, Bürgermeister der Stadt Viersen |
| Veranstalter: | Union Mondiale de Billard (UMB) |
| Ausrichter: | Deutsche Billard-Union e.V. / SMV GmbH (Wiehl) |
| Organisation: | SMV Sport-Media- und Veranstaltungsgesellschaft mbH |
| Delegierte: | Jean Claude Dupont (Belgien) für die Union Mondiale de Billard Wolfgang Rittmann (Bottrop) für die Confédération Européenne de Billard Dietmar Greger (Krefeld) für die Deutsche Billard-Union |
| Turnierleitung: | Kurt Dahlhaus (Hattingen, Turnierdirektor), Volkmar Rudolph (Bochum), Manfred Danlowski (Herne) |
| Schiedsrichter: | Thomas Albers, Frank Alt, Stefan Andres, Klaus Dietrich, Dr. Frank Eder, Werner Plischka, Bernd Schneider, Berthold Umhey, Wolfgang Weber, Lothar Nemasal, Dirk Roos, Dr. Jörg Unger |
| Obmann: | Marc Kleemann (Bonn) |
| Organisation vor Ort: | Billardfreunde Königshof (Krefeld) |
| Leitung: | Wolfgang Müller (Krefeld) |
| Koordination Stadt Viersen: | Birgit Zerres |
| Finanzen: | Dietmar Zenner (Wiehl) |
| Pressechef: | Rolf Kalb (Gütersloh) |
| Tische: | Loontjens / Gabriels |
| Tücher: | Granito |
| Bälle: | Super Aramith |
| Fahrdienst: | Manfred Goossen (Gelsenkirchen) |





World Championship

THREE CUSHION FOR NATIONAL TEAMS
5. - 8. März 2009 ** Festhalle Viersen



TEILNEHMER / PLAYERS & FLIGHTS

| Gruppe Flight | Mannschaft Team | Spieler 1 Player 1 | Spieler 2 Player 2 |
|------------------|--------------------|-----------------------|-----------------------|
|------------------|--------------------|-----------------------|-----------------------|

| | | | |
|----------|----------------------|-------------------|------------------------|
| A | SCHWEDEN / SWEDEN | Torbjörn Blomdahl | Michael Nilsson |
| | ÖSTERREICH / AUSTRIA | Andreas Efler | Andreas Kronlachner |
| | PORTUGAL / PORTUGAL | Rui Manuel Costa | Manuel Santos Oliveira |

| | | | |
|----------|---------------------------|---------------------|-----------------|
| B | NIEDERLANDE / NETHERLANDS | Jean-Paul de Bruijn | Jean van Erp |
| | KOREA / KOREA | Kim Kyung Roul | Kang Dong Gung |
| | ÄGYPTEN / EGYPT | Sameh Sidhom | Ihab El Messery |

| | | | |
|----------|---------------------|--------------|-------------------|
| C | BELGIEN / BELGIUM | Eddy Merckx | Roland Forthomme |
| | FRANKREICH / FRANCE | Jérémy Bury | Jérôme Barbeillon |
| | VIETNAM / VIETNAM | Duong Anh Vu | Ngo Dinh Nai |

| | | | |
|----------|-----------------------------|------------------------|-------------------|
| D | DEUTSCHLAND / GERMANY | Martin Horn | Christian Rudolph |
| | GRIECHENLAND / GREECE | Kostas Papakostantinou | Kostas Antonatos |
| | TSCHECHIEN / CZECH REPUBLIC | Martin Bohac | Radek Novak |

| | | | |
|----------|-----------------------|-----------------|--------------------|
| E | SPANIEN / SPAIN | Daniel Sanchez | Ruben Legazpi |
| | JAPAN / JAPAN | Ryuji Umeda | Tsuyoshi Suzuki |
| | SCHWEIZ / SWITZERLAND | René Hendriksen | Torsten Danielsson |

| | | | |
|----------|-------------------------|-----------------|-----------------|
| F | TÜRKEI / TURKEY | Tayfun Tasdemir | Lütfi Cenet |
| | DÄNEMARK / DENMARK | Dion Nelin | Tonny Carlsen |
| | MONTENEGRO / MONTENEGRO | Milan Nedovic | Danilo Brajovic |


Änderungen vorbehalten / *maybe subject to changes*





World Championship

THREE CUSHION FOR NATIONAL TEAMS
5. - 8. März 2009 ** Festhalle Viersen



ZEITPLAN / TIME TABLE

Donnerstag / Thursday (05.03.2009)

| | | | | | | |
|-------|---|--|-----|------------|--|-----|
| 11:00 | Eröffnung / Opening Ceremony | | | | | |
| | Vorrunde / Round Robin Stage 1 (Gruppen / Flights A – F) | | | | | |
| 12:00 | (1) Gr. A | Österreich – Portugal Austria v Portugal | 1:4 | (2) Gr. B | Korea – Ägypten Korea v Egypt | 3:3 |
| 14:00 | (3) Gr. C | Frankreich – Vietnam France v Vietnam | 4:1 | (4) Gr. D | Griechenland – Tschechien Greece v Czech Republic | 2:2 |
| 16:00 | (5) Gr. E | Japan – Schweiz Japan v Switzerland | 4:0 | (6) Gr. F | Dänemark – Montenegro Denmark v Montenegro | 4:0 |
| 18:00 | (7) Gr. B | Niederlande – Korea Netherlands v Korea | 0:4 | (8) Gr. A | Schweden – Portugal Sweden v Portugal | 4:0 |
| 20:00 | (9) Gr. D | Deutschland – Tschechien Germany v Czech Republic | 4:0 | (10) Gr. C | Belgien – Frankreich Belgium v France | 3:2 |

Freitag / Friday (06.03.2009)

| | | | | | | |
|-------|--|---|-----|------------|--|-----|
| 11:00 | (11) Gr. F | Türkei – Dänemark Turkey v Denmark | 0:4 | (12) Gr. E | Spanien – Japan Spain v Japan | 2:2 |
| 13:00 | (13) Gr. A | Schweden – Österreich Sweden v Austria | 4:1 | (14) Gr. B | Niederlande – Ägypten Netherlands v Egypt | 4:1 |
| 15:00 | (15) Gr. C | Belgien – Vietnam Belgium v Vietnam | 4:0 | (16) Gr. D | Deutschland – Griechenland Germany v Greece | 4:1 |
| 17:00 | (17) Gr. E | Spanien – Schweiz Spain v Switzerland | 4:0 | (18) Gr. F | Türkei – Montenegro Turkey v Montenegro | 4:0 |
| | Zwischenrunde / Round Robin Stage 2 (Gruppen / Flights G & H) | | | | | |
| 20:00 | (19) Gr. G | Portugal – Niederlande | 1:4 | (20) Gr. H | Griechenland – Türkei | 3:3 |

Samstag / Saturday (07.03.2009)

| | | | | | | |
|-------|------------------------------------|------------------------|-----|-------------|------------------------|-----|
| 11:00 | (21) Gr. H | Belgien – Griechenland | 4:2 | (22) Gr. G | Japan – Portugal | 4:1 |
| 13:00 | (23) Gr. G | Japan – Niederlande | 0:4 | (24) Gr. H | Belgien – Türkei | 4:0 |
| | Playoffs / Knock Out Stages | | | | | |
| 16:00 | (25) ¼-Fin. | Schweden – Frankreich | 6:4 | (26) ¼-Fin. | Deutschland – Dänemark | 5:2 |
| 19:30 | (27) ¼-Fin. | Belgien – Spanien | 5:5 | (28) ¼-Fin. | Niederlande – Korea | 2:5 |

Sonntag / Sunday (08.03.2009)

| | | | | | | |
|-------|-------------|--------------------|-----|---|-----------------------|-----|
| 11:00 | (29) ½-Fin. | Schweden – Korea | 5:0 | (30) ½-Fin. | Belgien – Deutschland | 5:2 |
| 14:00 | (31) Fin. | Schweden – Belgien | 5:0 | anschl. Siegerehrung und Schlusszeremonie / Award Ceremony and Closing Ceremony | | |



World Championship

THREE CUSHION FOR NATIONAL TEAMS
5. - 8. März 2009 ** Festhalle Viersen



Vorrunde Gruppe A Flight A Preelimination

| Mannschaft Nation | Matchpunkte Matchpoints | Partiepunkte Gamepoints | Satzpunkte Setpoints | Ballzahl Points | Aufnahmen Innings | MGD Average |
|----------------------|----------------------------|----------------------------|-------------------------|--------------------|----------------------|----------------|
| Österreich | 0 | 0 | 1 | 39 | 52 | 0,750 |
| Portugal | 2 | 2 | 4 | 72 | 54 | 1,333 |

| | | | | | | | | |
|---|---|-------------------------|---|---|----|----|--------------|---|
| 1 | I | Andreas Efler | 0 | 1 | 28 | 30 | 0,933 | 5 |
| | | Rui Manuel Costa | 1 | 2 | 42 | 31 | 1,354 | 7 |

| | SP | 1.Satz | 2.Satz | 3.Satz | GD | HS |
|------------------|----|---------|---------|--------|-------|----|
| Andreas Efler | 1 | 15 (11) | 9 (12) | 4 (7) | 0,933 | 5 |
| Rui Manuel Costa | 2 | 12 (11) | 15 (12) | 15 (8) | 1,354 | 7 |

| | | | | | | | | |
|---|----|----------------------------|---|---|----|----|--------------|---|
| 2 | II | Andreas Kronlachner | 0 | 0 | 11 | 22 | 0,500 | 4 |
| | | Manuel Oliveira | 1 | 2 | 30 | 23 | 1,304 | 6 |

| | SP | 1.Satz | 2.Satz | GD | HS |
|---------------------|----|---------|--------|-------|----|
| Andreas Kronlachner | 0 | 3 (14) | 8 (8) | 0,500 | 4 |
| Manuel Oliveira | 2 | 15 (15) | 15 (8) | 1,304 | 6 |

Vorrunde Gruppe A Flight A Preelimination

| Mannschaft Nation | Matchpunkte Matchpoints | Partiepunkte Gamepoints | Satzpunkte Setpoints | Ballzahl Points | Aufnahmen Innings | MGD Average |
|----------------------|----------------------------|----------------------------|-------------------------|--------------------|----------------------|----------------|
| Schweden | 2 | 2 | 4 | 60 | 38 | 1,578 |
| Portugal | 0 | 0 | 0 | 44 | 36 | 1,222 |

| | | | | | | | | |
|----|-----|--------------------------|---|---|----|----|--------------|----|
| 15 | III | Torbjörn Blomdahl | 1 | 2 | 30 | 17 | 1,764 | 10 |
| | | Rui Manuel Costa | 0 | 0 | 21 | 16 | 1,312 | 5 |

| | SP | 1.Satz | 2.Satz | GD | HS |
|-------------------|----|--------|--------|-------|----|
| Torbjörn Blomdahl | 2 | 15 (9) | 15 (8) | 1,764 | 10 |
| Rui Manuel Costa | 0 | 10 (8) | 11 (8) | 1,312 | 5 |

| | | | | | | | | |
|----|----|------------------------|---|---|----|----|--------------|---|
| 16 | IV | Michael Nilsson | 1 | 2 | 30 | 21 | 1,428 | 5 |
| | | Manuel Oliveira | 0 | 0 | 23 | 20 | 1,150 | 5 |

| | SP | 1.Satz | 2.Satz | GD | HS |
|-----------------|----|--------|---------|-------|----|
| Michael Nilsson | 2 | 15 (9) | 15 (12) | 1,428 | 5 |
| Manuel Oliveira | 0 | 13 (9) | 10 (11) | 1,150 | 5 |





World Championship

THREE CUSHION FOR NATIONAL TEAMS
5. - 8. März 2009 ** Festhalle Viersen



Vorrunde Gruppe A Flight A Prelimination

| Mannschaft Nation | Matchpunkte Matchpoints | Partiepunkte Gamepoints | Satzpunkte Setpoints | Ballzahl Points | Aufnahmen Innings | MGD Average |
|----------------------|----------------------------|----------------------------|-------------------------|--------------------|----------------------|----------------|
| Schweden | 2 | 2 | 4 | 73 | 50 | 1,460 |
| Österreich | 0 | 0 | 1 | 48 | 48 | 1,000 |

| | | | | | | | | |
|----|---|--------------------------|---|---|----|----|--------------|---|
| 25 | I | Torbjörn Blomdahl | 1 | 2 | 30 | 15 | 2,000 | 7 |
| | | Andreas Efler | 0 | 0 | 15 | 14 | 1,071 | 4 |

| | SP | 1.Satz | 2.Satz | GD | HS |
|-------------------|----|---------|--------|-------|----|
| Torbjörn Blomdahl | 2 | 15 (10) | 15 (5) | 2,000 | 7 |
| Andreas Efler | 0 | 12 (10) | 3 (4) | 1,071 | 4 |

| | | | | | | | | |
|----|----|----------------------------|---|---|----|----|--------------|---|
| 26 | II | Michael Nilsson | 1 | 2 | 43 | 35 | 1,228 | 6 |
| | | Andreas Kronlachner | 0 | 1 | 33 | 34 | 0,970 | 4 |

| | SP | 1.Satz | 2.Satz | 3.Satz | GD | HS |
|---------------------|----|---------|---------|---------|-------|----|
| Michael Nilsson | 2 | 13 (14) | 15 (11) | 15 (10) | 1,228 | 6 |
| Andreas Kronlachner | 1 | 15 (14) | 8 (11) | 10 (9) | 0,970 | 4 |

nach der 3. Spielrunde - after the 3rd round

Gruppe : A

Flight : A

| Land | Sp | G | U | V | Matchpkt | Partiepkt | Satzpkt | Bälle | Aufn | MGD | BEMD |
|-------------------|----|---|---|---|----------|-----------|---------|-------|------|--------------|-------|
| Schweden | 2 | 2 | 0 | 0 | 4:0 | 4:0 | 8:1 | 133 | 88 | 1,511 | 1,578 |
| Portugal | 2 | 1 | 0 | 1 | 2:2 | 2:2 | 4:5 | 116 | 90 | 1,288 | 1,333 |
| Österreich | 2 | 0 | 0 | 2 | 0:4 | 0:4 | 2:8 | 87 | 100 | 0,870 | |





World Championship

THREE CUSHION FOR NATIONAL TEAMS
5. - 8. März 2009 ** Festhalle Viersen



Vorrunde Gruppe B Flight B Preelimination

| Mannschaft Nation | Matchpunkte Matchpoints | Partiepunkte Gamepoints | Satzpunkte Setpoints | Ballzahl Points | Aufnahmen Innings | MGD Average |
|----------------------|----------------------------|----------------------------|-------------------------|--------------------|----------------------|----------------|
| Korea | 1 | 1 | 3 | 81 | 68 | 1,191 |
| Ägypten | 1 | 1 | 3 | 65 | 68 | 0,955 |

| | | | | | | | | |
|---|-----|-----------------------|---|---|----|----|--------------|---|
| 3 | III | Kim Kyung-Roul | 0 | 1 | 41 | 39 | 1,051 | 9 |
| | | Sameh Sidhom | 1 | 2 | 39 | 39 | 1,000 | 5 |

| | SP | 1.Satz | 2.Satz | 3.Satz | GD | HS |
|----------------|----|---------|---------|---------|-------|----|
| Kim Kyung-Roul | 1 | 15 (13) | 12 (9) | 14 (17) | 1,051 | 9 |
| Sameh Sidhom | 2 | 9 (12) | 15 (10) | 15 (17) | 1,000 | 5 |

| | | | | | | | | |
|---|----|------------------------|---|---|----|----|--------------|---|
| 4 | IV | Kang Dong Gung | 1 | 2 | 40 | 29 | 1,379 | 6 |
| | | Ihab El Messery | 0 | 1 | 26 | 29 | 0,896 | 8 |

| | SP | 1.Satz | 2.Satz | 3.Satz | GD | HS |
|-----------------|----|--------|--------|---------|-------|----|
| Kang Dong Gung | 2 | 15 (7) | 10 (8) | 15 (14) | 1,379 | 6 |
| Ihab El Messery | 1 | 4 (7) | 15 (8) | 7 (14) | 0,896 | 8 |

Vorrunde Gruppe B Flight B Preelimination

| Mannschaft Nation | Matchpunkte Matchpoints | Partiepunkte Gamepoints | Satzpunkte Setpoints | Ballzahl Points | Aufnahmen Innings | MGD Average |
|----------------------|----------------------------|----------------------------|-------------------------|--------------------|----------------------|----------------|
| Niederlande | 0 | 0 | 0 | 27 | 41 | 0,658 |
| Korea | 2 | 2 | 4 | 60 | 43 | 1,395 |

| | | | | | | | | |
|----|---|----------------------------|---|---|----|----|--------------|---|
| 13 | I | Jean-Paul de Bruijn | 0 | 0 | 11 | 15 | 0,733 | 2 |
| | | Kim Kyung-Roul | 1 | 2 | 30 | 16 | 1,875 | 6 |

| | SP | 1.Satz | 2.Satz | GD | HS |
|---------------------|----|--------|--------|-------|----|
| Jean-Paul de Bruijn | 0 | 5 (7) | 6 (8) | 0,733 | 2 |
| Kim Kyung-Roul | 2 | 15 (7) | 15 (9) | 1,875 | 6 |

| | | | | | | | | |
|----|----|-----------------------|---|---|----|----|--------------|---|
| 14 | II | Jean van Erp | 0 | 0 | 16 | 26 | 0,615 | 2 |
| | | Kang Dong Gung | 1 | 2 | 30 | 27 | 1,111 | 6 |

| | SP | 1.Satz | 2.Satz | GD | HS |
|----------------|----|---------|---------|-------|----|
| Jean van Erp | 0 | 9 (14) | 7 (12) | 0,615 | 2 |
| Kang Dong Gung | 2 | 15 (15) | 15 (12) | 1,111 | 6 |



World Championship

THREE CUSHION FOR NATIONAL TEAMS
5. - 8. März 2009 ** Festhalle Viersen



Vorrunde Gruppe B Flight B Preelimination

| Mannschaft Nation | Matchpunkte Matchpoints | Partiepunkte Gamepoints | Satzpunkte Setpoints | Ballzahl Points | Aufnahmen Innings | MGD Average |
|----------------------|----------------------------|----------------------------|-------------------------|--------------------|----------------------|----------------|
| Niederlande | 2 | 2 | 4 | 72 | 58 | 1,241 |
| Ägypten | 0 | 0 | 1 | 45 | 56 | 0,803 |

| | | | | | | | | |
|----|-----|----------------------------|---|---|----|----|--------------|----|
| 27 | III | Jean-Paul de Bruijn | 1 | 2 | 42 | 39 | 1,076 | 7 |
| | | Sameh Sidhom | 0 | 1 | 33 | 38 | 0,868 | 10 |

| | SP | 1.Satz | 2.Satz | 3.Satz | GD | HS |
|---------------------|----|---------|--------|---------|-------|----|
| Jean-Paul de Bruijn | 2 | 15 (17) | 12 (7) | 15 (15) | 1,076 | 7 |
| Sameh Sidhom | 1 | 10 (16) | 15 (8) | 8 (14) | 0,868 | 10 |

| | | | | | | | | |
|----|----|------------------------|---|---|----|----|--------------|---|
| 28 | IV | Jean van Erp | 1 | 2 | 30 | 19 | 1,578 | 8 |
| | | Ihab El Messery | 0 | 0 | 12 | 18 | 0,666 | 6 |

| | SP | 1.Satz | 2.Satz | GD | HS |
|-----------------|----|--------|---------|-------|----|
| Jean van Erp | 2 | 15 (7) | 15 (12) | 1,578 | 8 |
| Ihab El Messery | 0 | 3 (7) | 9 (11) | 0,666 | 6 |

nach der 3. Spielrunde - after the 3rd round

Gruppe : B

Flight : B

| Land | Sp | G | U | V | Matchpkt | Partiepkt | Satzpkt | Bälle | Aufn | MGD | BEMD |
|--------------------|----|---|---|---|----------|-----------|---------|-------|------|--------------|-------|
| Korea | 2 | 1 | 1 | 0 | 3:1 | 3:1 | 7:3 | 141 | 111 | 1,270 | 1,395 |
| Niederlande | 2 | 1 | 0 | 1 | 2:2 | 2:2 | 4:5 | 99 | 99 | 1,000 | 1,241 |
| Ägypten | 2 | 0 | 1 | 1 | 1:3 | 1:3 | 4:7 | 110 | 124 | 0,887 | 0,955 |





World Championship

THREE CUSHION FOR NATIONAL TEAMS
5. - 8. März 2009 ** Festhalle Viersen



Vorrunde Gruppe C Flight C Preelimination

| Mannschaft Nation | Matchpunkte Matchpoints | Partiepunkte Gamepoints | Satzpunkte Setpoints | Ballzahl Points | Aufnahmen Innings | MGD Average |
|-------------------|-------------------------|-------------------------|----------------------|-----------------|-------------------|-------------|
| Frankreich | 2 | 2 | 4 | 73 | 58 | 1,258 |
| Vietnam | 0 | 0 | 1 | 50 | 56 | 0,892 |

| | | | | | | | | |
|---|---|---------------------|---|---|----|----|--------------|---|
| 5 | I | Jérémy Bury | 1 | 2 | 43 | 32 | 1,343 | 6 |
| | | Duong Ahn Vu | 0 | 1 | 26 | 31 | 0,838 | 9 |

| | SP | 1.Satz | 2.Satz | 3.Satz | GD | HS |
|--------------|----|---------|--------|--------|-------|----|
| Jérémy Bury | 2 | 15 (16) | 13 (7) | 15 (9) | 1,343 | 6 |
| Duong Ahn Vu | 1 | 9 (15) | 15 (8) | 2 (8) | 0,838 | 9 |

| | | | | | | | | |
|---|----|--------------------------|---|---|----|----|--------------|---|
| 6 | II | Jerome Barbeillon | 1 | 2 | 30 | 26 | 1,153 | 4 |
| | | Ngo Dinh Nai | 0 | 0 | 24 | 25 | 0,960 | 5 |

| | SP | 1.Satz | 2.Satz | GD | HS |
|-------------------|----|---------|---------|-------|----|
| Jerome Barbeillon | 2 | 15 (15) | 15 (11) | 1,153 | 4 |
| Ngo Dinh Nai | 0 | 14 (14) | 10 (11) | 0,960 | 5 |

Vorrunde Gruppe C Flight C Preelimination

| Mannschaft Nation | Matchpunkte Matchpoints | Partiepunkte Gamepoints | Satzpunkte Setpoints | Ballzahl Points | Aufnahmen Innings | MGD Average |
|-------------------|-------------------------|-------------------------|----------------------|-----------------|-------------------|-------------|
| Belgien | 1 | 1 | 3 | 60 | 43 | 1,395 |
| Frankreich | 1 | 1 | 2 | 56 | 43 | 1,302 |

| | | | | | | | | |
|----|-----|--------------------|---|---|----|----|--------------|---|
| 19 | III | Eddy Merckx | 1 | 2 | 30 | 17 | 1,764 | 8 |
| | | Jérémy Bury | 0 | 0 | 18 | 16 | 1,125 | 3 |

| | SP | 1.Satz | 2.Satz | GD | HS |
|-------------|----|---------|--------|-------|----|
| Eddy Merckx | 2 | 15 (10) | 15 (7) | 1,764 | 8 |
| Jérémy Bury | 0 | 11 (9) | 7 (7) | 1,125 | 3 |

| | | | | | | | | |
|----|----|--------------------------|---|---|----|----|--------------|----|
| 20 | IV | Roland Forthomme | 0 | 1 | 30 | 26 | 1,153 | 6 |
| | | Jerome Barbeillon | 1 | 2 | 38 | 27 | 1,407 | 10 |


| | SP | 1.Satz | 2.Satz | 3.Satz | GD | HS |
|-------------------|----|---------|--------|--------|-------|----|
| Roland Forthomme | 1 | 14 (14) | 15 (8) | 1 (4) | 1,153 | 6 |
| Jerome Barbeillon | 2 | 15 (15) | 8 (7) | 15 (5) | 1,407 | 10 |





World Championship

THREE CUSHION FOR NATIONAL TEAMS
5. - 8. März 2009 ** Festhalle Viersen



Vorrunde Gruppe C Flight C Preelimination

| Mannschaft Nation | Matchpunkte Matchpoints | Partiepunkte Gamepoints | Satzpunkte Setpoints | Ballzahl Points | Aufnahmen Innings | MGD Average |
|-------------------|-------------------------|-------------------------|----------------------|-----------------|-------------------|-------------|
| Belgien | 1 | 1 | 2 | 51 | 30 | 1,700 |
| Vietnam | 1 | 1 | 2 | 36 | 30 | 1,200 |

| | | | | | | | | |
|----|---|---------------------|---|---|----|----|--------------|---|
| 29 | I | Eddy Merckx | 0 | 0 | 21 | 11 | 1,909 | 8 |
| | | Duong Ahn Vu | 1 | 2 | 30 | 12 | 2,500 | 7 |

| | SP | 1.Satz | 2.Satz | GD | HS |
|--------------|----|--------|--------|-------|----|
| Eddy Merckx | 0 | 13 (7) | 8 (4) | 1,909 | 8 |
| Duong Ahn Vu | 2 | 15 (8) | 15 (4) | 2,500 | 7 |

| | | | | | | | | |
|----|----|-------------------------|---|---|----|----|--------------|---|
| 30 | II | Roland Forthomme | 1 | 2 | 30 | 19 | 1,578 | 7 |
| | | Ngo Dinh Nai | 0 | 0 | 6 | 18 | 0,333 | 3 |

| | SP | 1.Satz | 2.Satz | GD | HS |
|------------------|----|---------|--------|-------|----|
| Roland Forthomme | 2 | 15 (13) | 15 (6) | 1,578 | 7 |
| Ngo Dinh Nai | 0 | 1 (12) | 5 (6) | 0,333 | 3 |

nach der 3. Spielrunde - after the 3rd round

Gruppe : C

Flight : C

| Land | Sp | G | U | V | Matchpkt | Partiepkt | Satzpkt | Bälle | Aufn | MGD | BEMD |
|-------------------|----|---|---|---|----------|-----------|---------|-------|------|--------------|-------|
| Frankreich | 2 | 1 | 1 | 0 | 3:1 | 3:1 | 6:4 | 129 | 101 | 1,277 | 1,302 |
| Belgien | 2 | 0 | 2 | 0 | 2:2 | 2:2 | 5:4 | 111 | 73 | 1,520 | 1,700 |
| Vietnam | 2 | 0 | 1 | 1 | 1:3 | 1:3 | 3:6 | 86 | 86 | 1,000 | 1,200 |





World Championship

THREE CUSHION FOR NATIONAL TEAMS
5. - 8. März 2009 ** Festhalle Viersen



Vorrunde Gruppe D Flight D Preelimination

| Mannschaft Nation | Matchpunkte Matchpoints | Partiepunkte Gamepoints | Satzpunkte Setpoints | Ballzahl Points | Aufnahmen Innings | MGD Average |
|---------------------|-------------------------|-------------------------|----------------------|-----------------|-------------------|-------------|
| Griechenland | 1 | 1 | 2 | 37 | 49 | 0,755 |
| Tschechien | 1 | 1 | 2 | 56 | 49 | 1,142 |

| | | | | | | | | |
|---|-----|-------------------------------|---|---|----|----|--------------|---|
| 7 | III | Kostas Papakostantinou | 1 | 2 | 30 | 24 | 1,250 | 7 |
| | | Martin Bohac | 0 | 0 | 26 | 23 | 1,130 | 4 |

| | SP | 1.Satz | 2.Satz | GD | HS |
|------------------------|----|---------|--------|-------|----|
| Kostas Papakostantinou | 2 | 15 (15) | 15 (9) | 1,250 | 7 |
| Martin Bohac | 0 | 14 (14) | 12 (9) | 1,130 | 4 |

| | | | | | | | | |
|---|----|-------------------------|---|---|----|----|--------------|---|
| 8 | IV | Kostas Antonatos | 0 | 0 | 7 | 25 | 0,280 | 4 |
| | | Radek Novak | 1 | 2 | 30 | 26 | 1,153 | 7 |

| | SP | 1.Satz | 2.Satz | GD | HS |
|------------------|----|--------|---------|-------|----|
| Kostas Antonatos | 0 | 1 (6) | 6 (19) | 0,280 | 4 |
| Radek Novak | 2 | 15 (6) | 15 (20) | 1,153 | 7 |

Vorrunde Gruppe D Flight D Preelimination

| Mannschaft Nation | Matchpunkte Matchpoints | Partiepunkte Gamepoints | Satzpunkte Setpoints | Ballzahl Points | Aufnahmen Innings | MGD Average |
|--------------------|-------------------------|-------------------------|----------------------|-----------------|-------------------|-------------|
| Deutschland | 2 | 2 | 4 | 60 | 38 | 1,578 |
| Tschechien | 0 | 0 | 0 | 26 | 36 | 0,722 |

| | | | | | | | | |
|----|---|---------------------|---|---|----|----|--------------|----|
| 17 | I | Martin Horn | 1 | 2 | 30 | 15 | 2,000 | 11 |
| | | Martin Bohac | 0 | 0 | 6 | 14 | 0,428 | 2 |

| | SP | 1.Satz | 2.Satz | GD | HS |
|--------------|----|--------|---------|-------|----|
| Martin Horn | 2 | 15 (3) | 15 (12) | 2,000 | 11 |
| Martin Bohac | 0 | 0 (2) | 6 (12) | 0,428 | 2 |

| | | | | | | | | |
|----|----|--------------------------|---|---|----|----|--------------|---|
| 18 | II | Christian Rudolph | 1 | 2 | 30 | 23 | 1,304 | 5 |
| | | Radek Novak | 0 | 0 | 20 | 22 | 0,909 | 6 |


| | SP | 1.Satz | 2.Satz | GD | HS |
|-------------------|----|--------|---------|-------|----|
| Christian Rudolph | 2 | 15 (7) | 15 (16) | 1,304 | 5 |
| Radek Novak | 0 | 7 (7) | 13 (15) | 0,909 | 6 |





World Championship

THREE CUSHION FOR NATIONAL TEAMS
5. - 8. März 2009 ** Festhalle Viersen



Vorrunde Gruppe D Flight D Preelimination

| Mannschaft Nation | Matchpunkte Matchpoints | Partiepunkte Gamepoints | Satzpunkte Setpoints | Ballzahl Points | Aufnahmen Innings | MGD Average |
|---------------------|-------------------------|-------------------------|----------------------|-----------------|-------------------|-------------|
| Deutschland | 2 | 2 | 4 | 73 | 39 | 1,871 |
| Griechenland | 0 | 0 | 1 | 41 | 38 | 1,078 |

| | | | | | | | | |
|----|-----|-------------------------------|---|---|----|----|--------------|---|
| 31 | III | Martin Horn | 1 | 2 | 43 | 20 | 2,150 | 6 |
| | | Kostas Papakostantinou | 0 | 1 | 35 | 20 | 1,750 | 5 |

| | SP | 1.Satz | 2.Satz | 3.Satz | GD | HS |
|------------------------|----|--------|--------|--------|-------|----|
| Martin Horn | 2 | 15 (9) | 13 (5) | 15 (6) | 2,150 | 6 |
| Kostas Papakostantinou | 1 | 12 (8) | 15 (6) | 8 (6) | 1,750 | 5 |

| | | | | | | | | |
|----|----|--------------------------|---|---|----|----|--------------|---|
| 32 | IV | Christian Rudolph | 1 | 2 | 30 | 19 | 1,578 | 5 |
| | | Kostas Antonatos | 0 | 0 | 6 | 18 | 0,333 | 2 |

| | SP | 1.Satz | 2.Satz | GD | HS |
|-------------------|----|---------|--------|-------|----|
| Christian Rudolph | 2 | 15 (12) | 15 (7) | 1,578 | 5 |
| Kostas Antonatos | 0 | 5 (12) | 1 (6) | 0,333 | 2 |

nach der 3. Spielrunde - after the 3rd round

Gruppe : D

Flight : D


| Land | Sp | G | U | V | Matchpkt | Partiepkt | Satzpkt | Bälle | Aufn | MGD | BEMD |
|---------------------|----|---|---|---|----------|-----------|---------|-------|------|--------------|-------|
| Deutschland | 2 | 2 | 0 | 0 | 4:0 | 4:0 | 8:1 | 133 | 77 | 1,727 | 1,871 |
| Griechenland | 2 | 0 | 1 | 1 | 1:3 | 1:3 | 3:6 | 78 | 87 | 0,896 | 0,755 |
| Tschechien | 2 | 0 | 1 | 1 | 1:3 | 1:3 | 2:6 | 82 | 85 | 0,964 | 1,142 |





World Championship

THREE CUSHION FOR NATIONAL TEAMS
5. - 8. März 2009 ** Festhalle Viersen



Vorrunde Gruppe E Flight E Preelimination

| Mannschaft Nation | Matchpunkte Matchpoints | Partiepunkte Gamepoints | Satzpunkte Setpoints | Ballzahl Points | Aufnahmen Innings | MGD Average |
|-------------------|-------------------------|-------------------------|----------------------|-----------------|-------------------|-------------|
| Japan | 2 | 2 | 4 | 60 | 50 | 1,200 |
| Schweiz | 0 | 0 | 0 | 35 | 48 | 0,729 |

| | | | | | | | | |
|---|---|------------------------|---|---|----|----|--------------|---|
| 9 | I | Ryuji Umeda | 1 | 2 | 30 | 22 | 1,363 | 6 |
| | | René Hendriksen | 0 | 0 | 19 | 21 | 0,904 | 4 |

| | SP | 1.Satz | 2.Satz | GD | HS |
|-----------------|----|---------|---------|-------|----|
| Ryuji Umeda | 2 | 15 (12) | 15 (10) | 1,363 | 6 |
| René Hendriksen | 0 | 12 (12) | 7 (9) | 0,904 | 4 |

| | | | | | | | | |
|----|----|---------------------------|---|---|----|----|--------------|---|
| 10 | II | Tsuyoshi Suzuki | 1 | 2 | 30 | 28 | 1,071 | 5 |
| | | Torsten Danielsson | 0 | 0 | 16 | 27 | 0,592 | 2 |

| | SP | 1.Satz | 2.Satz | GD | HS |
|--------------------|----|--------|---------|-------|----|
| Tsuyoshi Suzuki | 2 | 15 (9) | 15 (19) | 1,071 | 5 |
| Torsten Danielsson | 0 | 4 (9) | 12 (18) | 0,592 | 2 |

Vorrunde Gruppe E Flight E Preelimination

| Mannschaft Nation | Matchpunkte Matchpoints | Partiepunkte Gamepoints | Satzpunkte Setpoints | Ballzahl Points | Aufnahmen Innings | MGD Average |
|-------------------|-------------------------|-------------------------|----------------------|-----------------|-------------------|-------------|
| Spanien | 1 | 1 | 2 | 50 | 31 | 1,612 |
| Japan | 1 | 1 | 2 | 40 | 31 | 1,290 |

| | | | | | | | | |
|----|-----|-----------------------|---|---|----|----|--------------|---|
| 23 | III | Daniel Sanchez | 0 | 0 | 20 | 15 | 1,333 | 6 |
| | | Ryuji Umeda | 1 | 2 | 30 | 16 | 1,875 | 9 |

| | SP | 1.Satz | 2.Satz | GD | HS |
|----------------|----|--------|--------|-------|----|
| Daniel Sanchez | 0 | 12 (8) | 8 (7) | 1,333 | 6 |
| Ryuji Umeda | 2 | 15 (8) | 15 (8) | 1,875 | 9 |

| | | | | | | | | |
|----|----|------------------------|---|---|----|----|--------------|---|
| 24 | IV | Ruben Legazpi | 1 | 2 | 30 | 16 | 1,875 | 6 |
| | | Tsuyoshi Suzuki | 0 | 0 | 10 | 15 | 0,666 | 3 |

| | SP | 1.Satz | 2.Satz | GD | HS |
|-----------------|----|--------|---------|-------|----|
| Ruben Legazpi | 2 | 15 (5) | 15 (11) | 1,875 | 6 |
| Tsuyoshi Suzuki | 0 | 5 (4) | 5 (11) | 0,666 | 3 |





World Championship

THREE CUSHION FOR NATIONAL TEAMS
5. - 8. März 2009 ** Festhalle Viersen



Vorrunde Gruppe E Flight E Prelimination

| Mannschaft Nation | Matchpunkte Matchpoints | Partiepunkte Gamepoints | Satzpunkte Setpoints | Ballzahl Points | Aufnahmen Innings | MGD Average |
|----------------------|----------------------------|----------------------------|-------------------------|--------------------|----------------------|----------------|
| Spanien | 2 | 2 | 4 | 60 | 43 | 1,395 |
| Schweiz | 0 | 0 | 0 | 34 | 41 | 0,829 |

| | | | | | | | | |
|----|---|------------------------|---|---|----|----|--------------|---|
| 33 | I | Daniel Sanchez | 1 | 2 | 30 | 17 | 1,764 | 7 |
| | | René Hendriksen | 0 | 0 | 13 | 16 | 0,812 | 7 |

| | SP | 1.Satz | 2.Satz | GD | HS |
|-----------------|----|--------|---------|-------|----|
| Daniel Sanchez | 2 | 15 (5) | 15 (12) | 1,764 | 7 |
| René Hendriksen | 0 | 3 (5) | 10 (11) | 0,812 | 7 |

| | | | | | | | | |
|----|----|---------------------------|---|---|----|----|--------------|---|
| 34 | II | Ruben Legazpi | 1 | 2 | 30 | 26 | 1,153 | 8 |
| | | Torsten Danielsson | 0 | 0 | 21 | 25 | 0,840 | 3 |

| | SP | 1.Satz | 2.Satz | GD | HS |
|--------------------|----|---------|--------|-------|----|
| Ruben Legazpi | 2 | 15 (18) | 15 (8) | 1,153 | 8 |
| Torsten Danielsson | 0 | 13 (17) | 8 (8) | 0,840 | 3 |

nach der 3. Spielrunde - after the 3rd round

Gruppe : E

Flight : E


| Land | Sp | G | U | V | Matchpkt | Partiepkt | Satzpkt | Bälle | Aufn | MGD | BEMD |
|----------------|----|---|---|---|----------|-----------|---------|-------|------|--------------|-------|
| Spanien | 2 | 1 | 1 | 0 | 3:1 | 3:1 | 6:2 | 110 | 74 | 1,486 | 1,612 |
| Japan | 2 | 1 | 1 | 0 | 3:1 | 3:1 | 6:2 | 100 | 81 | 1,234 | 1,290 |
| Schweiz | 2 | 0 | 0 | 2 | 0:4 | 0:4 | 0:8 | 69 | 89 | 0,775 | |





World Championship

THREE CUSHION FOR NATIONAL TEAMS
5. - 8. März 2009 ** Festhalle Viersen



Vorrunde Gruppe F Flight F Preelimination

| Mannschaft Nation | Matchpunkte Matchpoints | Partiepunkte Gamepoints | Satzpunkte Setpoints | Ballzahl Points | Aufnahmen Innings | MGD Average |
|-------------------|-------------------------|-------------------------|----------------------|-----------------|-------------------|-------------|
| Dänemark | 2 | 2 | 4 | 60 | 55 | 1,090 |
| Montenegro | 0 | 0 | 0 | 23 | 53 | 0,433 |

| | | | | | | | | |
|----|-----|----------------------|---|---|----|----|--------------|---|
| 11 | III | Dion Nelin | 1 | 2 | 30 | 23 | 1,304 | 6 |
| | | Milan Nedovic | 0 | 0 | 12 | 22 | 0,545 | 2 |

| | SP | 1.Satz | 2.Satz | GD | HS |
|---------------|----|---------|--------|-------|----|
| Dion Nelin | 2 | 15 (14) | 15 (9) | 1,304 | 6 |
| Milan Nedovic | 0 | 6 (14) | 6 (8) | 0,545 | 2 |

| | | | | | | | | |
|----|----|------------------------|---|---|----|----|--------------|---|
| 12 | IV | Tonny Carlsen | 1 | 2 | 30 | 32 | 0,937 | 4 |
| | | Danilo Brajovic | 0 | 0 | 11 | 31 | 0,354 | 2 |

| | SP | 1.Satz | 2.Satz | GD | HS |
|-----------------|----|---------|--------|-------|----|
| Tonny Carlsen | 2 | 15 (23) | 15 (9) | 0,937 | 4 |
| Danilo Brajovic | 0 | 8 (23) | 3 (8) | 0,354 | 2 |

Vorrunde Gruppe F Flight F Preelimination

| Mannschaft Nation | Matchpunkte Matchpoints | Partiepunkte Gamepoints | Satzpunkte Setpoints | Ballzahl Points | Aufnahmen Innings | MGD Average |
|-------------------|-------------------------|-------------------------|----------------------|-----------------|-------------------|-------------|
| Türkei | 0 | 0 | 0 | 35 | 41 | 0,853 |
| Dänemark | 2 | 2 | 4 | 60 | 43 | 1,395 |

| | | | | | | | | |
|----|---|------------------------|---|---|----|----|--------------|---|
| 21 | I | Tayfun Tasdemir | 0 | 0 | 22 | 17 | 1,294 | 7 |
| | | Dion Nelin | 1 | 2 | 30 | 18 | 1,666 | 8 |

| | SP | 1.Satz | 2.Satz | GD | HS |
|-----------------|----|--------|---------|-------|----|
| Tayfun Tasdemir | 0 | 10 (4) | 12 (13) | 1,294 | 7 |
| Dion Nelin | 2 | 15 (4) | 15 (14) | 1,666 | 8 |

| | | | | | | | | |
|----|----|----------------------|---|---|----|----|--------------|---|
| 22 | II | Lütfi Cenet | 0 | 0 | 13 | 24 | 0,541 | 3 |
| | | Tonny Carlsen | 1 | 2 | 30 | 25 | 1,200 | 9 |

| | SP | 1.Satz | 2.Satz | GD | HS |
|---------------|----|---------|--------|-------|----|
| Lütfi Cenet | 0 | 11 (19) | 2 (5) | 0,541 | 3 |
| Tonny Carlsen | 2 | 15 (19) | 15 (6) | 1,200 | 9 |





World Championship

THREE CUSHION FOR NATIONAL TEAMS
5. - 8. März 2009 ** Festhalle Viersen



Vorrunde Gruppe F Flight F Prelimination

| Mannschaft Nation | Matchpunkte Matchpoints | Partiepunkte Gamepoints | Satzpunkte Setpoints | Ballzahl Points | Aufnahmen Innings | MGD Average |
|-------------------|-------------------------|-------------------------|----------------------|-----------------|-------------------|-------------|
| Türkei | 2 | 2 | 4 | 60 | 44 | 1,363 |
| Montenegro | 0 | 0 | 0 | 22 | 42 | 0,523 |

| | | | | | | | | |
|----|-----|------------------------|---|---|----|----|--------------|----|
| 35 | III | Tayfun Tasmemir | 1 | 2 | 30 | 16 | 1,875 | 10 |
| | | Milan Nedovic | 0 | 0 | 9 | 15 | 0,600 | 3 |

| | | | | | |
|-----------------|----|---------|--------|-------|----|
| | SP | 1.Satz | 2.Satz | GD | HS |
| Tayfun Tasmemir | 2 | 15 (11) | 15 (5) | 1,875 | 10 |
| Milan Nedovic | 0 | 9 (11) | 0 (4) | 0,600 | 3 |

| | | | | | | | | |
|----|----|------------------------|---|---|----|----|--------------|---|
| 36 | IV | Lütfi Cenet | 1 | 2 | 30 | 28 | 1,071 | 6 |
| | | Danilo Brajovic | 0 | 0 | 13 | 27 | 0,481 | 3 |

| | | | | | |
|-----------------|----|---------|---------|-------|----|
| | SP | 1.Satz | 2.Satz | GD | HS |
| Lütfi Cenet | 2 | 15 (14) | 15 (14) | 1,071 | 6 |
| Danilo Brajovic | 0 | 6 (13) | 7 (14) | 0,481 | 3 |

nach der 3. Spielrunde - after the 3rd round

Gruppe : F

Flight : F

| Land | Sp | G | U | V | Matchpkt | Partiepkt | Satzpkt | Bälle | Aufn | MGD | BEMD |
|-------------------|----|---|---|---|----------|-----------|---------|-------|------|--------------|-------|
| Dänemark | 2 | 2 | 0 | 0 | 4:0 | 4:0 | 8:0 | 120 | 98 | 1,224 | 1,395 |
| Türkei | 2 | 1 | 0 | 1 | 2:2 | 2:2 | 4:4 | 95 | 85 | 1,117 | 1,363 |
| Montenegro | 2 | 0 | 0 | 2 | 0:4 | 0:4 | 0:8 | 45 | 95 | 0,473 | |





World Championship

THREE CUSHION FOR NATIONAL TEAMS
5. - 8. März 2009 ** Festhalle Viersen



Rangliste aller Spieler

| Name | Land | Sp | G | V | Pkt | Sätze | Ballz. | Aufn. | GD | BFD | BSatz | HS |
|------------------------|--------------|----|---|---|-----|-------|--------|-------|--------------|-------|-------|----|
| Torbjörn Blomdahl | Schweden | 2 | 2 | 0 | 2 | 4:0 | 60 | 32 | 1,875 | 2,000 | 5,000 | 10 |
| Ryuji Umeda | Japan | 2 | 2 | 0 | 2 | 4:0 | 60 | 38 | 1,578 | 1,875 | 3,000 | 9 |
| Dion Nelin | Dänemark | 2 | 2 | 0 | 2 | 4:0 | 60 | 41 | 1,463 | 1,666 | 3,750 | 8 |
| Ruben Legazpi | Spanien | 2 | 2 | 0 | 2 | 4:0 | 60 | 42 | 1,428 | 1,875 | 3,000 | 8 |
| Christian Rudolph | Deutschland | 2 | 2 | 0 | 2 | 4:0 | 60 | 42 | 1,428 | 1,578 | 2,428 | 5 |
| Tonny Carlsen | Dänemark | 2 | 2 | 0 | 2 | 4:0 | 60 | 57 | 1,052 | 1,200 | 2,500 | 9 |
| Martin Horn | Deutschland | 2 | 2 | 0 | 2 | 4:1 | 73 | 35 | 2,085 | 2,150 | 5,000 | 11 |
| Michael Nilsson | Schweden | 2 | 2 | 0 | 2 | 4:1 | 73 | 56 | 1,303 | 1,428 | 3,000 | 6 |
| Jerome Barbeillon | Frankreich | 2 | 2 | 0 | 2 | 4:1 | 68 | 53 | 1,283 | 1,407 | 3,750 | 10 |
| Kang Dong Gung | Korea | 2 | 2 | 0 | 2 | 4:1 | 70 | 56 | 1,250 | 1,379 | 3,750 | 6 |
| Kostas Papakostantinou | Griechenland | 2 | 1 | 1 | 1 | 3:2 | 65 | 44 | 1,477 | 1,250 | 2,500 | 7 |
| Roland Forthomme | Belgien | 2 | 1 | 1 | 1 | 3:2 | 60 | 45 | 1,333 | 1,578 | 5,000 | 7 |
| Duong Ahn Vu | Vietnam | 2 | 1 | 1 | 1 | 3:2 | 56 | 43 | 1,302 | 2,500 | 3,750 | 9 |
| Kim Kyung-Roul | Korea | 2 | 1 | 1 | 1 | 3:2 | 71 | 55 | 1,290 | 1,875 | 2,142 | 9 |
| Sameh Sidhom | Ägypten | 2 | 1 | 1 | 1 | 3:3 | 72 | 77 | 0,935 | 1,000 | 1,875 | 10 |
| Eddy Merckx | Belgien | 2 | 1 | 1 | 1 | 2:2 | 51 | 28 | 1,821 | 1,764 | 7,500 | 8 |
| Tayfun Tasdemir | Türkei | 2 | 1 | 1 | 1 | 2:2 | 52 | 33 | 1,575 | 1,875 | 3,000 | 10 |
| Daniel Sanchez | Spanien | 2 | 1 | 1 | 1 | 2:2 | 50 | 32 | 1,562 | 1,764 | 3,750 | 7 |
| Manuel Oliveira | Portugal | 2 | 1 | 1 | 1 | 2:2 | 53 | 43 | 1,232 | 1,304 | 1,875 | 6 |
| Radek Novak | Tschechien | 2 | 1 | 1 | 1 | 2:2 | 50 | 48 | 1,041 | 1,153 | 2,500 | 7 |
| Jean van Erp | Niederlande | 2 | 1 | 1 | 1 | 2:2 | 46 | 45 | 1,022 | 1,578 | 2,500 | 8 |
| Tsuyoshi Suzuki | Japan | 2 | 1 | 1 | 1 | 2:2 | 40 | 43 | 0,930 | 1,071 | 1,666 | 5 |
| Lütfi Cenet | Türkei | 2 | 1 | 1 | 1 | 2:2 | 43 | 52 | 0,826 | 1,071 | 5,000 | 6 |
| Rui Manuel Costa | Portugal | 2 | 1 | 1 | 1 | 2:3 | 63 | 47 | 1,340 | 1,354 | 2,500 | 7 |
| Jérémy Bury | Frankreich | 2 | 1 | 1 | 1 | 2:3 | 61 | 48 | 1,270 | 1,343 | 5,000 | 6 |
| Jean-Paul de Bruijn | Niederlande | 2 | 1 | 1 | 1 | 2:3 | 53 | 54 | 0,981 | 1,076 | 2,500 | 7 |
| Andreas Efler | Österreich | 2 | 0 | 2 | 0 | 1:4 | 43 | 44 | 0,977 | | 1,363 | 5 |
| Ihab El Messery | Ägypten | 2 | 0 | 2 | 0 | 1:4 | 38 | 47 | 0,808 | | 1,875 | 8 |
| Andreas Kronlachner | Österreich | 2 | 0 | 2 | 0 | 1:4 | 44 | 56 | 0,785 | | 1,071 | 4 |
| René Hendriksen | Schweiz | 2 | 0 | 2 | 0 | 0:4 | 32 | 37 | 0,864 | | | 7 |
| Martin Bohac | Tschechien | 2 | 0 | 2 | 0 | 0:4 | 32 | 37 | 0,864 | | | 4 |
| Torsten Danielsson | Schweiz | 2 | 0 | 2 | 0 | 0:4 | 37 | 52 | 0,711 | | | 3 |
| Ngo Dinh Nai | Vietnam | 2 | 0 | 2 | 0 | 0:4 | 30 | 43 | 0,697 | | | 5 |
| Milan Nedovic | Montenegro | 2 | 0 | 2 | 0 | 0:4 | 21 | 37 | 0,567 | | | 3 |
| Danilo Brajovic | Montenegro | 2 | 0 | 2 | 0 | 0:4 | 24 | 58 | 0,413 | | | 3 |
| Kostas Antonatos | Griechenland | 2 | 0 | 2 | 0 | 0:4 | 13 | 43 | 0,302 | | 1,875 | 4 |



World Championship

THREE CUSHION FOR NATIONAL TEAMS
5. - 8. März 2009 ** Festhalle Viersen



3rd round - 3. Spielrunde

| Gruppe Flight | Land | Sp | G | U | V | Matchpkt | Partiepkt | Satzpkt | Bälle | Aufn | MGD | BEMD |
|---------------|-------------------|----|---|---|---|----------|-----------|---------|-------|------|--------------|-------|
| A | Schweden | 2 | 2 | 0 | 0 | 4:0 | 4:0 | 8:1 | 133 | 88 | 1,511 | 1,578 |
| | Portugal | 2 | 1 | 0 | 1 | 2:2 | 2:2 | 4:5 | 116 | 90 | 1,288 | 1,333 |
| | Österreich | 2 | 0 | 0 | 2 | 0:4 | 0:4 | 2:8 | 87 | 100 | 0,870 | |

| Gruppe Flight | Land | Sp | G | U | V | Matchpkt | Partiepkt | Satzpkt | Bälle | Aufn | MGD | BEMD |
|---------------|--------------------|----|---|---|---|----------|-----------|---------|-------|------|--------------|-------|
| B | Korea | 2 | 1 | 1 | 0 | 3:1 | 3:1 | 7:3 | 141 | 111 | 1,270 | 1,395 |
| | Niederlande | 2 | 1 | 0 | 1 | 2:2 | 2:2 | 4:5 | 99 | 99 | 1,000 | 1,241 |
| | Ägypten | 2 | 0 | 1 | 1 | 1:3 | 1:3 | 4:7 | 110 | 124 | 0,887 | 0,955 |

| Gruppe Flight | Land | Sp | G | U | V | Matchpkt | Partiepkt | Satzpkt | Bälle | Aufn | MGD | BEMD |
|---------------|-------------------|----|---|---|---|----------|-----------|---------|-------|------|--------------|-------|
| C | Frankreich | 2 | 1 | 1 | 0 | 3:1 | 3:1 | 6:4 | 129 | 101 | 1,277 | 1,302 |
| | Belgien | 2 | 0 | 2 | 0 | 2:2 | 2:2 | 5:4 | 111 | 73 | 1,520 | 1,700 |
| | Vietnam | 2 | 0 | 1 | 1 | 1:3 | 1:3 | 3:6 | 86 | 86 | 1,000 | 1,200 |

| Gruppe Flight | Land | Sp | G | U | V | Matchpkt | Partiepkt | Satzpkt | Bälle | Aufn | MGD | BEMD |
|---------------|---------------------|----|---|---|---|----------|-----------|---------|-------|------|--------------|-------|
| D | Deutschland | 2 | 2 | 0 | 0 | 4:0 | 4:0 | 8:1 | 133 | 77 | 1,727 | 1,871 |
| | Griechenland | 2 | 0 | 1 | 1 | 1:3 | 1:3 | 3:6 | 78 | 87 | 0,896 | 0,755 |
| | Tschechien | 2 | 0 | 1 | 1 | 1:3 | 1:3 | 2:6 | 82 | 85 | 0,964 | 1,142 |


| Gruppe Flight | Land | Sp | G | U | V | Matchpkt | Partiepkt | Satzpkt | Bälle | Aufn | MGD | BEMD |
|---------------|----------------|----|---|---|---|----------|-----------|---------|-------|------|--------------|-------|
| E | Spanien | 2 | 1 | 1 | 0 | 3:1 | 3:1 | 6:2 | 110 | 74 | 1,486 | 1,612 |
| | Japan | 2 | 1 | 1 | 0 | 3:1 | 3:1 | 6:2 | 100 | 81 | 1,234 | 1,290 |
| | Schweiz | 2 | 0 | 0 | 2 | 0:4 | 0:4 | 0:8 | 69 | 89 | 0,775 | |

| Gruppe Flight | Land | Sp | G | U | V | Matchpkt | Partiepkt | Satzpkt | Bälle | Aufn | MGD | BEMD |
|---------------|-------------------|----|---|---|---|----------|-----------|---------|-------|------|--------------|-------|
| F | Dänemark | 2 | 2 | 0 | 0 | 4:0 | 4:0 | 8:0 | 120 | 98 | 1,224 | 1,395 |
| | Türkei | 2 | 1 | 0 | 1 | 2:2 | 2:2 | 4:4 | 95 | 85 | 1,117 | 1,363 |
| | Montenegro | 2 | 0 | 0 | 2 | 0:4 | 0:4 | 0:8 | 45 | 95 | 0,473 | |



World Championship

THREE CUSHION FOR NATIONAL TEAMS
5. - 8. März 2009 ** Festhalle Viersen



Klassement nach den Vorrunden

| Platz | Land | Sp | G | U | V | Matchpkt | Partiepkt | Satzpkt | Bälle | Aufn | MGD | BEMD |
|-------|---------------------|----|---|---|---|----------|-----------|---------|-------|------|--------------|--------------|
| | Dänemark | 2 | 2 | 0 | 0 | 4:0 | 4:0 | 8:0 | 120 | 98 | 1,224 | 1,395 |
| | Deutschland | 2 | 2 | 0 | 0 | 4:0 | 4:0 | 8:1 | 133 | 77 | 1,727 | 1,871 |
| | Schweden | 2 | 2 | 0 | 0 | 4:0 | 4:0 | 8:1 | 133 | 88 | 1,511 | 1,578 |
| | Korea | 2 | 1 | 1 | 0 | 3:1 | 3:1 | 7:3 | 141 | 111 | 1,270 | 1,395 |
| | Frankreich | 2 | 1 | 1 | 0 | 3:1 | 3:1 | 6:4 | 129 | 101 | 1,277 | 1,302 |
| | Spanien | 2 | 1 | 1 | 0 | 3:1 | 3:1 | 6:2 | 110 | 74 | 1,486 | 1,612 |
| | Japan | 2 | 1 | 1 | 0 | 3:1 | 3:1 | 6:2 | 100 | 81 | 1,234 | 1,290 |
| | Belgien | 2 | 0 | 2 | 0 | 2:2 | 2:2 | 5:4 | 111 | 73 | 1,520 | 1,700 |
| | Türkei | 2 | 1 | 0 | 1 | 2:2 | 2:2 | 4:4 | 95 | 85 | 1,117 | 1,363 |
| | Portugal | 2 | 1 | 0 | 1 | 2:2 | 2:2 | 4:5 | 116 | 90 | 1,288 | 1,333 |
| | Niederlande | 2 | 1 | 0 | 1 | 2:2 | 2:2 | 4:5 | 99 | 99 | 1,000 | 1,241 |
| | Griechenland | 2 | 0 | 1 | 1 | 1:3 | 1:3 | 3:6 | 78 | 87 | 0,896 | 0,755 |
| 13 | Vietnam | 2 | 0 | 1 | 1 | 1:3 | 1:3 | 3:6 | 86 | 86 | 1,000 | 1,200 |
| 14 | Ägypten | 2 | 0 | 1 | 1 | 1:3 | 1:3 | 4:7 | 110 | 124 | 0,887 | 0,955 |
| 15 | Tschechien | 2 | 0 | 1 | 1 | 1:3 | 1:3 | 2:6 | 82 | 85 | 0,964 | 1,142 |
| 16 | Österreich | 2 | 0 | 0 | 2 | 0:4 | 0:4 | 2:8 | 87 | 100 | 0,870 | |
| 17 | Schweiz | 2 | 0 | 0 | 2 | 0:4 | 0:4 | 0:8 | 69 | 89 | 0,775 | |
| 18 | Montenegro | 2 | 0 | 0 | 2 | 0:4 | 0:4 | 0:8 | 45 | 95 | 0,473 | |



World Championship

THREE CUSHION FOR NATIONAL TEAMS
5. - 8. März 2009 ** Festhalle Viersen



Zwischenrunde Gruppe G Flight G Intermediary round

| Mannschaft Nation | Matchpunkte Matchpoints | Partiepunkte Gamepoints | Satzpunkte Setpoints | Ballzahl Points | Aufnahmen Innings | MGD Average |
|----------------------|----------------------------|----------------------------|-------------------------|--------------------|----------------------|----------------|
| Portugal | 0 | 0 | 1 | 54 | 43 | 1,255 |
| Niederlande | 2 | 2 | 4 | 69 | 45 | 1,533 |

| | | | | | | | | |
|----|---|----------------------------|---|---|----|----|--------------|---|
| 37 | I | Rui Manuel Costa | 0 | 1 | 36 | 26 | 1,384 | 5 |
| | | Jean-Paul de Bruijn | 1 | 2 | 39 | 27 | 1,444 | 7 |

| | SP | 1.Satz | 2.Satz | 3.Satz | GD | HS |
|---------------------|----|---------|--------|---------|-------|----|
| Rui Manuel Costa | 1 | 8 (10) | 15 (6) | 13 (10) | 1,384 | 5 |
| Jean-Paul de Bruijn | 2 | 15 (11) | 9 (5) | 15 (11) | 1,444 | 7 |

| | | | | | | | | |
|----|----|------------------------|---|---|----|----|--------------|---|
| 38 | II | Manuel Oliveira | 0 | 0 | 18 | 17 | 1,058 | 5 |
| | | Jean van Erp | 1 | 2 | 30 | 18 | 1,666 | 6 |

| | SP | 1.Satz | 2.Satz | GD | HS |
|-----------------|----|---------|--------|-------|----|
| Manuel Oliveira | 0 | 10 (9) | 8 (8) | 1,058 | 5 |
| Jean van Erp | 2 | 15 (10) | 15 (8) | 1,666 | 6 |

Zwischenrunde Gruppe G Flight G Intermediary round

| Mannschaft Nation | Matchpunkte Matchpoints | Partiepunkte Gamepoints | Satzpunkte Setpoints | Ballzahl Points | Aufnahmen Innings | MGD Average |
|----------------------|----------------------------|----------------------------|-------------------------|--------------------|----------------------|----------------|
| Japan | 2 | 2 | 4 | 67 | 66 | 1,015 |
| Portugal | 0 | 0 | 1 | 55 | 65 | 0,846 |

| | | | | | | | | |
|----|---|-------------------------|---|---|----|----|--------------|---|
| 41 | I | Ryuji Umeda | 1 | 2 | 30 | 13 | 2,307 | 9 |
| | | Rui Manuel Costa | 0 | 0 | 18 | 12 | 1,500 | 7 |

| | SP | 1.Satz | 2.Satz | GD | HS |
|------------------|----|--------|--------|-------|----|
| Ryuji Umeda | 2 | 15 (5) | 15 (8) | 2,307 | 9 |
| Rui Manuel Costa | 0 | 4 (4) | 14 (8) | 1,500 | 7 |

| | | | | | | | | |
|----|----|------------------------|---|---|----|----|--------------|----|
| 42 | II | Tsuyoshi Suzuki | 1 | 2 | 37 | 53 | 0,698 | 12 |
| | | Manuel Oliveira | 0 | 1 | 37 | 53 | 0,698 | 4 |


| | SP | 1.Satz | 2.Satz | 3.Satz | GD | HS |
|-----------------|----|---------|---------|---------|-------|----|
| Tsuyoshi Suzuki | 2 | 7 (23) | 15 (12) | 15 (18) | 0,698 | 12 |
| Manuel Oliveira | 1 | 15 (24) | 8 (11) | 14 (18) | 0,698 | 4 |





World Championship

THREE CUSHION FOR NATIONAL TEAMS
5. - 8. März 2009 ** Festhalle Viersen



Zwischenrunde Gruppe G Flight G Intermediary round

| Mannschaft Nation | Matchpunkte Matchpoints | Partiepunkte Gamepoints | Satzpunkte Setpoints | Ballzahl Points | Aufnahmen Innings | MGD Average |
|----------------------|----------------------------|----------------------------|-------------------------|--------------------|----------------------|----------------|
| Japan | 0 | 0 | 0 | 23 | 30 | 0,766 |
| Niederlande | 2 | 2 | 4 | 60 | 32 | 1,875 |

| | | | | | | | | |
|----|-----|----------------------------|---|---|----|----|--------------|---|
| 47 | III | Ryuji Umeda | 0 | 0 | 10 | 14 | 0,714 | 3 |
| | | Jean-Paul de Bruijn | 1 | 2 | 30 | 15 | 2,000 | 5 |

| | SP | 1.Satz | 2.Satz | GD | HS |
|---------------------|----|--------|--------|-------|----|
| Ryuji Umeda | 0 | 6 (6) | 4 (8) | 0,714 | 3 |
| Jean-Paul de Bruijn | 2 | 15 (6) | 15 (9) | 2,000 | 5 |

| | | | | | | | | |
|----|----|------------------------|---|---|----|----|--------------|---|
| 48 | IV | Tsuyoshi Suzuki | 0 | 0 | 13 | 16 | 0,812 | 6 |
| | | Jean van Erp | 1 | 2 | 30 | 17 | 1,764 | 7 |

| | SP | 1.Satz | 2.Satz | GD | HS |
|-----------------|----|--------|---------|-------|----|
| Tsuyoshi Suzuki | 0 | 7 (6) | 6 (10) | 0,812 | 6 |
| Jean van Erp | 2 | 15 (7) | 15 (10) | 1,764 | 7 |

nach der 3. Spielrunde - after the 3rd round

Gruppe : G

Flight : G

| Land | Sp | G | U | V | Matchpkt | Partiepkt | Satzpkt | Bälle | Aufn | MGD | BEMD |
|--------------------|----|---|---|---|----------|-----------|---------|-------|------|--------------|-------|
| Niederlande | 2 | 2 | 0 | 0 | 4:0 | 4:0 | 8:1 | 129 | 77 | 1,675 | 1,875 |
| Japan | 2 | 1 | 0 | 1 | 2:2 | 2:2 | 4:5 | 90 | 96 | 0,937 | 1,015 |
| Portugal | 2 | 0 | 0 | 2 | 0:4 | 0:4 | 2:8 | 109 | 108 | 1,009 | |






World Championship

THREE CUSHION FOR NATIONAL TEAMS

5. - 8. März 2009 ** Festhalle Viersen



Zwischenrunde Gruppe H Flight H Intermediary round

| Mannschaft Nation | Matchpunkte Matchpoints | Partiepunkte Gamepoints | Satzpunkte Setpoints | Ballzahl Points | Aufnahmen Innings | MGD Average |
|---------------------|-------------------------|-------------------------|----------------------|-----------------|-------------------|-------------|
| Griechenland | 1 | 1 | 3 | 56 | 50 | 1,120 |
| Türkei | 1 | 1 | 3 | 83 | 50 | 1,660 |

| | | | | | | | | |
|----|-----|-------------------------------|---|---|----|----|--------------|----|
| 39 | III | Kostas Papakostantinou | 0 | 1 | 23 | 24 | 0,958 | 5 |
| | | Tayfun Tasdemir | 1 | 2 | 44 | 24 | 1,833 | 12 |

| | SP | 1.Satz | 2.Satz | 3.Satz | GD | HS |
|------------------------|----|---------|--------|--------|-------|----|
| Kostas Papakostantinou | 1 | 15 (14) | 2 (4) | 6 (6) | 0,958 | 5 |
| Tayfun Tasdemir | 2 | 14 (13) | 15 (5) | 15 (6) | 1,833 | 12 |

| | | | | | | | | |
|----|----|-------------------------|---|---|----|----|--------------|---|
| 40 | IV | Kostas Antonatos | 1 | 2 | 33 | 26 | 1,269 | 7 |
| | | Lütfi Cenet | 0 | 1 | 39 | 26 | 1,500 | 9 |

| | SP | 1.Satz | 2.Satz | 3.Satz | GD | HS |
|------------------|----|--------|---------|--------|-------|----|
| Kostas Antonatos | 2 | 3 (2) | 15 (16) | 15 (8) | 1,269 | 7 |
| Lütfi Cenet | 1 | 15 (3) | 13 (15) | 11 (8) | 1,500 | 9 |

Zwischenrunde Gruppe H Flight H Intermediary round

| Mannschaft Nation | Matchpunkte Matchpoints | Partiepunkte Gamepoints | Satzpunkte Setpoints | Ballzahl Points | Aufnahmen Innings | MGD Average |
|---------------------|-------------------------|-------------------------|----------------------|-----------------|-------------------|-------------|
| Belgien | 2 | 2 | 4 | 83 | 49 | 1,693 |
| Griechenland | 0 | 0 | 2 | 60 | 47 | 1,276 |

| | | | | | | | | |
|----|-----|-------------------------------|---|---|----|----|--------------|---|
| 43 | III | Eddy Merckx | 1 | 2 | 42 | 26 | 1,615 | 8 |
| | | Kostas Papakostantinou | 0 | 1 | 35 | 25 | 1,400 | 6 |

| | SP | 1.Satz | 2.Satz | 3.Satz | GD | HS |
|------------------------|----|--------|--------|--------|-------|----|
| Eddy Merckx | 2 | 12 (9) | 15 (9) | 15 (8) | 1,615 | 8 |
| Kostas Papakostantinou | 1 | 15 (9) | 12 (9) | 8 (7) | 1,400 | 6 |

| | | | | | | | | |
|----|----|-------------------------|---|---|----|----|--------------|---|
| 44 | IV | Roland Forthomme | 1 | 2 | 41 | 23 | 1,782 | 6 |
| | | Kostas Antonatos | 0 | 1 | 25 | 22 | 1,136 | 4 |

| | SP | 1.Satz | 2.Satz | 3.Satz | GD | HS |
|------------------|----|--------|---------|--------|-------|----|
| Roland Forthomme | 2 | 15 (7) | 11 (11) | 15 (5) | 1,782 | 6 |
| Kostas Antonatos | 1 | 10 (6) | 15 (12) | 0 (4) | 1,136 | 4 |





World Championship

THREE CUSHION FOR NATIONAL TEAMS
5. - 8. März 2009 ** Festhalle Viersen



Zwischenrunde Gruppe H Flight H Intermediary round

| Mannschaft Nation | Matchpunkte Matchpoints | Partiepunkte Gamepoints | Satzpunkte Setpoints | Ballzahl Points | Aufnahmen Innings | MGD Average |
|----------------------|----------------------------|----------------------------|-------------------------|--------------------|----------------------|----------------|
| Belgien | 2 | 2 | 4 | 60 | 38 | 1,578 |
| Türkei | 0 | 0 | 0 | 22 | 36 | 0,611 |

| | | | | | | | | |
|----|---|------------------------|---|---|----|----|--------------|---|
| 45 | I | Eddy Merckx | 1 | 2 | 30 | 23 | 1,304 | 4 |
| | | Tayfun Tasdemir | 0 | 0 | 15 | 22 | 0,681 | 4 |

| | SP | 1.Satz | 2.Satz | GD | HS |
|-----------------|----|--------|---------|-------|----|
| Eddy Merckx | 2 | 15 (8) | 15 (15) | 1,304 | 4 |
| Tayfun Tasdemir | 0 | 10 (8) | 5 (14) | 0,681 | 4 |

| | | | | | | | | |
|----|----|-------------------------|---|---|----|----|--------------|----|
| 46 | II | Roland Forthomme | 1 | 2 | 30 | 15 | 2,000 | 14 |
| | | Lütfi Cenet | 0 | 0 | 7 | 14 | 0,500 | 3 |

| | SP | 1.Satz | 2.Satz | GD | HS |
|------------------|----|--------|---------|-------|----|
| Roland Forthomme | 2 | 15 (3) | 15 (12) | 2,000 | 14 |
| Lütfi Cenet | 0 | 0 (2) | 7 (12) | 0,500 | 3 |

nach der 3. Spielrunde - after the 3rd round

Gruppe : H

Flight : H

| Land | Sp | G | U | V | Matchpkt | Partiepkt | Satzpkt | Bälle | Aufn | MGD | BEMD |
|---------------------|----|---|---|---|----------|-----------|---------|-------|------|--------------|-------|
| Belgien | 2 | 2 | 0 | 0 | 4:0 | 4:0 | 8:2 | 143 | 87 | 1,643 | 1,693 |
| Griechenland | 2 | 0 | 1 | 1 | 1:3 | 1:3 | 5:7 | 116 | 97 | 1,195 | 1,120 |
| Türkei | 2 | 0 | 1 | 1 | 1:3 | 1:3 | 3:7 | 105 | 86 | 1,220 | 1,660 |





World Championship

THREE CUSHION FOR NATIONAL TEAMS
5. - 8. März 2009 ** Festhalle Viersen



Rangliste aller Spieler


| Name | Land | Sp | G | V | Pkt | Sätze | Ballz. | Aufn. | GD | BFD | BSatz | HS |
|------------------------|--------------|----|---|---|-----|-------|--------|-------|--------------|-------|-------|----|
| Roland Forthomme | Belgien | 4 | 3 | 1 | 3 | 7:3 | 131 | 83 | 1,578 | 2,000 | 5,000 | 14 |
| Ryuji Umeda | Japan | 4 | 3 | 1 | 3 | 6:2 | 100 | 65 | 1,538 | 2,307 | 3,000 | 9 |
| Jean van Erp | Niederlande | 4 | 3 | 1 | 3 | 6:2 | 106 | 80 | 1,325 | 1,764 | 2,500 | 8 |
| Eddy Merckx | Belgien | 4 | 3 | 1 | 3 | 6:3 | 123 | 77 | 1,597 | 1,764 | 7,500 | 8 |
| Jean-Paul de Bruijn | Niederlande | 4 | 3 | 1 | 3 | 6:4 | 122 | 96 | 1,270 | 2,000 | 2,500 | 7 |
| Torbjörn Blomdahl | Schweden | 2 | 2 | 0 | 2 | 4:0 | 60 | 32 | 1,875 | 2,000 | 5,000 | 10 |
| Dion Nelin | Dänemark | 2 | 2 | 0 | 2 | 4:0 | 60 | 41 | 1,463 | 1,666 | 3,750 | 8 |
| Ruben Legazpi | Spanien | 2 | 2 | 0 | 2 | 4:0 | 60 | 42 | 1,428 | 1,875 | 3,000 | 8 |
| Christian Rudolph | Deutschland | 2 | 2 | 0 | 2 | 4:0 | 60 | 42 | 1,428 | 1,578 | 2,428 | 5 |
| Tonny Carlsen | Dänemark | 2 | 2 | 0 | 2 | 4:0 | 60 | 57 | 1,052 | 1,200 | 2,500 | 9 |
| Martin Horn | Deutschland | 2 | 2 | 0 | 2 | 4:1 | 73 | 35 | 2,085 | 2,150 | 5,000 | 11 |
| Michael Nilsson | Schweden | 2 | 2 | 0 | 2 | 4:1 | 73 | 56 | 1,303 | 1,428 | 3,000 | 6 |
| Jerome Barbeillon | Frankreich | 2 | 2 | 0 | 2 | 4:1 | 68 | 53 | 1,283 | 1,407 | 3,750 | 10 |
| Kang Dong Gung | Korea | 2 | 2 | 0 | 2 | 4:1 | 70 | 56 | 1,250 | 1,379 | 3,750 | 6 |
| Tayfun Tasdemir | Türkei | 4 | 2 | 2 | 2 | 4:5 | 111 | 79 | 1,405 | 1,875 | 3,000 | 12 |
| Tsuyoshi Suzuki | Japan | 4 | 2 | 2 | 2 | 4:5 | 90 | 112 | 0,803 | 1,071 | 1,666 | 12 |
| Duong Ahn Vu | Vietnam | 2 | 1 | 1 | 1 | 3:2 | 56 | 43 | 1,302 | 2,500 | 3,750 | 9 |
| Kim Kyung-Roul | Korea | 2 | 1 | 1 | 1 | 3:2 | 71 | 55 | 1,290 | 1,875 | 2,142 | 9 |
| Sameh Sidhom | Ägypten | 2 | 1 | 1 | 1 | 3:3 | 72 | 77 | 0,935 | 1,000 | 1,875 | 10 |
| Daniel Sanchez | Spanien | 2 | 1 | 1 | 1 | 2:2 | 50 | 32 | 1,562 | 1,764 | 3,750 | 7 |
| Radek Novak | Tschechien | 2 | 1 | 1 | 1 | 2:2 | 50 | 48 | 1,041 | 1,153 | 2,500 | 7 |
| Kostas Papakostantinou | Griechenland | 4 | 1 | 3 | 1 | 5:6 | 123 | 93 | 1,322 | 1,250 | 2,500 | 7 |
| Jérémy Bury | Frankreich | 2 | 1 | 1 | 1 | 2:3 | 61 | 48 | 1,270 | 1,343 | 5,000 | 6 |
| Lütfi Cenet | Türkei | 4 | 1 | 3 | 1 | 3:6 | 89 | 92 | 0,967 | 1,071 | 5,000 | 9 |
| Manuel Oliveira | Portugal | 4 | 1 | 3 | 1 | 3:6 | 108 | 113 | 0,955 | 1,304 | 1,875 | 6 |
| Rui Manuel Costa | Portugal | 4 | 1 | 3 | 1 | 3:7 | 117 | 85 | 1,376 | 1,354 | 2,500 | 7 |
| Kostas Antonatos | Griechenland | 4 | 1 | 3 | 1 | 3:7 | 71 | 91 | 0,780 | 1,269 | 1,875 | 7 |
| Andreas Efler | Österreich | 2 | 0 | 2 | 0 | 1:4 | 43 | 44 | 0,977 | | 1,363 | 5 |
| Ihab El Messery | Ägypten | 2 | 0 | 2 | 0 | 1:4 | 38 | 47 | 0,808 | | 1,875 | 8 |
| Andreas Kronlachner | Österreich | 2 | 0 | 2 | 0 | 1:4 | 44 | 56 | 0,785 | | 1,071 | 4 |
| René Hendriksen | Schweiz | 2 | 0 | 2 | 0 | 0:4 | 32 | 37 | 0,864 | | | 7 |
| Martin Bohac | Tschechien | 2 | 0 | 2 | 0 | 0:4 | 32 | 37 | 0,864 | | | 4 |
| Torsten Danielsson | Schweiz | 2 | 0 | 2 | 0 | 0:4 | 37 | 52 | 0,711 | | | 3 |
| Ngo Dinh Nai | Vietnam | 2 | 0 | 2 | 0 | 0:4 | 30 | 43 | 0,697 | | | 5 |
| Milan Nedovic | Montenegro | 2 | 0 | 2 | 0 | 0:4 | 21 | 37 | 0,567 | | | 3 |
| Danilo Brajovic | Montenegro | 2 | 0 | 2 | 0 | 0:4 | 24 | 58 | 0,413 | | | 3 |





World Championship

THREE CUSHION FOR NATIONAL TEAMS
5. - 8. März 2009 ** Festhalle Viersen



3rd round - 3. Spielrunde

Gruppe
Flight
G

| Land | Sp | G | U | V | Matchpkt | Partiepkt | Satzpkt | Bälle | Aufn | MGD | BEMD |
|--------------------|----|---|---|---|----------|-----------|---------|-------|------|--------------|-------|
| Niederlande | 2 | 2 | 0 | 0 | 4:0 | 4:0 | 8:1 | 129 | 77 | 1,675 | 1,875 |
| Japan | 2 | 1 | 0 | 1 | 2:2 | 2:2 | 4:5 | 90 | 96 | 0,937 | 1,015 |
| Portugal | 2 | 0 | 0 | 2 | 0:4 | 0:4 | 2:8 | 109 | 108 | 1,009 | |

Gruppe
Flight
H

| Land | Sp | G | U | V | Matchpkt | Partiepkt | Satzpkt | Bälle | Aufn | MGD | BEMD |
|---------------------|----|---|---|---|----------|-----------|---------|-------|------|--------------|-------|
| Belgien | 2 | 2 | 0 | 0 | 4:0 | 4:0 | 8:2 | 143 | 87 | 1,643 | 1,693 |
| Griechenland | 2 | 0 | 1 | 1 | 1:3 | 1:3 | 5:7 | 116 | 97 | 1,195 | 1,120 |
| Türkei | 2 | 0 | 1 | 1 | 1:3 | 1:3 | 3:7 | 105 | 86 | 1,220 | 1,660 |



World Championship

THREE CUSHION FOR NATIONAL TEAMS
5. - 8. März 2009 ** Festhalle Viersen



Klassement nach der Zwischenrunde

| Platz | Land | Sp | G | U | V | Matchpkt | Partiepkt | Satzpkt | Bälle | Aufn | MGD | BEMD |
|-------|---------------------|----|---|---|---|----------|-----------|---------|-------|------|--------------|--------------|
| | Dänemark | 2 | 2 | 0 | 0 | 4:0 | 4:0 | 8:0 | 120 | 98 | 1,224 | 1,395 |
| | Deutschland | 2 | 2 | 0 | 0 | 4:0 | 4:0 | 8:1 | 133 | 77 | 1,727 | 1,871 |
| | Schweden | 2 | 2 | 0 | 0 | 4:0 | 4:0 | 8:1 | 133 | 88 | 1,511 | 1,578 |
| | Spanien | 2 | 1 | 1 | 0 | 3:1 | 3:1 | 6:2 | 110 | 74 | 1,486 | 1,612 |
| | Korea | 2 | 1 | 1 | 0 | 3:1 | 3:1 | 7:3 | 141 | 111 | 1,270 | 1,395 |
| | Frankreich | 2 | 1 | 1 | 0 | 3:1 | 3:1 | 6:4 | 129 | 101 | 1,277 | 1,302 |
| | Niederlande | 4 | 3 | 0 | 1 | 6:2 | 6:2 | 12:6 | 228 | 176 | 1,295 | 1,875 |
| | Belgien | 4 | 2 | 2 | 0 | 6:2 | 6:2 | 13:6 | 254 | 160 | 1,587 | 1,700 |
| 9 | Japan | 4 | 2 | 1 | 1 | 5:3 | 5:3 | 10:7 | 190 | 177 | 1,073 | 1,290 |
| 10 | Griechenland | 4 | 0 | 2 | 2 | 2:6 | 2:6 | 8:13 | 194 | 184 | 1,054 | 1,120 |
| 11 | Türkei | 4 | 1 | 1 | 2 | 3:5 | 3:5 | 7:11 | 200 | 171 | 1,169 | 1,660 |
| 12 | Portugal | 4 | 1 | 0 | 3 | 2:6 | 2:6 | 6:13 | 225 | 198 | 1,136 | 1,333 |
| 13 | Vietnam | 2 | 0 | 1 | 1 | 1:3 | 1:3 | 3:6 | 86 | 86 | 1,000 | 1,200 |
| 14 | Ägypten | 2 | 0 | 1 | 1 | 1:3 | 1:3 | 4:7 | 110 | 124 | 0,887 | 0,955 |
| 15 | Tschechien | 2 | 0 | 1 | 1 | 1:3 | 1:3 | 2:6 | 82 | 85 | 0,964 | 1,142 |
| 16 | Österreich | 2 | 0 | 0 | 2 | 0:4 | 0:4 | 2:8 | 87 | 100 | 0,870 | |
| 17 | Schweiz | 2 | 0 | 0 | 2 | 0:4 | 0:4 | 0:8 | 69 | 89 | 0,775 | |
| 18 | Montenegro | 2 | 0 | 0 | 2 | 0:4 | 0:4 | 0:8 | 45 | 95 | 0,473 | |



World Championship

THREE CUSHION FOR NATIONAL TEAMS
5. - 8. März 2009 ** Festhalle Viersen



Viertelfinale - Auslosung

| | | | |
|-------------------------|--|-----|---|
| 25. 16:00 1+2 | <h3>Schweden</h3> <p>1. Torbjörn Blomdahl 2. Michael Nilsson</p> | vs. | <h3>Frankreich</h3> <p>1. Jérémy Bury 2. Jerome Barbeillon</p> |
| 26. 16:00 3+4 | <h3>Dänemark</h3> <p>1. Dion Nelin 2. Tonny Carlsen</p> | vs. | <h3>Deutschland</h3> <p>1. Martin Horn 2. Christian Rudolph</p> |
| 27. 19:30 1+2 | <h3>Niederlande</h3> <p>1. Jean-Paul de Bruijn 2. Jean van Erp</p> | vs. | <h3>Korea</h3> <p>1. Kim Kyung-Roul 2. Kang Dong Gung</p> |
| 28. 19:30 3+4 | <h3>Belgien</h3> <p>1. Eddy Merckx 2. Roland Forthomme</p> | vs. | <h3>Spanien</h3> <p>1. Daniel Sanchez 2. Ruben Legazpi</p> |



World Championship

THREE CUSHION FOR NATIONAL TEAMS
5. - 8. März 2009 ** Festhalle Viersen



1. Viertelfinale Endrunde Final round 1st quarterfinal

| Mannschaft Nation | Matchpunkte Matchpoints | Partiepunkte Gamepoints | Satzpunkte Setpoints | Ballzahl Points | Aufnahmen Innings | MGD Average |
|----------------------|----------------------------|----------------------------|-------------------------|--------------------|----------------------|----------------|
| Schweden | 2 | 2 | 6 | 124 | 72 | 1,722 |
| Frankreich | 0 | 0 | 4 | 106 | 71 | 1,492 |

| | | | | | | | | |
|----|---|--------------------------|---|---|----|----|--------------|---|
| 49 | I | Torbjörn Blomdahl | 1 | 3 | 58 | 34 | 1,705 | 8 |
| | | Jérémy Bury | 0 | 2 | 55 | 34 | 1,617 | 8 |

| | SP | 1.Satz | 2.Satz | 3.Satz | 4.Satz | 5.Satz | GD | HS |
|-------------------|----|--------|--------|--------|---------|--------|-------|----|
| Torbjörn Blomdahl | 3 | 15 (7) | 6 (3) | 15 (4) | 7 (13) | 15 (7) | 1,705 | 8 |
| Jérémy Bury | 2 | 12 (7) | 15 (3) | 8 (4) | 15 (13) | 5 (7) | 1,617 | 8 |

| | | | | | | | | |
|----|----|--------------------------|---|---|----|----|--------------|---|
| 50 | II | Michael Nilsson | 1 | 3 | 66 | 38 | 1,736 | 7 |
| | | Jerome Barbeillon | 0 | 2 | 51 | 37 | 1,378 | 6 |

| | SP | 1.Satz | 2.Satz | 3.Satz | 4.Satz | 5.Satz | GD | HS |
|-------------------|----|--------|---------|---------|--------|--------|-------|----|
| Michael Nilsson | 3 | 15 (6) | 11 (10) | 15 (12) | 10 (3) | 15 (7) | 1,736 | 7 |
| Jerome Barbeillon | 2 | 2 (5) | 15 (11) | 11 (11) | 15 (4) | 8 (6) | 1,378 | 6 |

2. Viertelfinale Endrunde Final round 2nd quarterfinal

| Mannschaft Nation | Matchpunkte Matchpoints | Partiepunkte Gamepoints | Satzpunkte Setpoints | Ballzahl Points | Aufnahmen Innings | MGD Average |
|----------------------|----------------------------|----------------------------|-------------------------|--------------------|----------------------|----------------|
| Dänemark | 0 | 0 | 2 | 81 | 55 | 1,472 |
| Deutschland | 2 | 2 | 5 | 84 | 56 | 1,500 |

| | | | | | | | | |
|----|-----|--------------------|---|---|----|----|--------------|---|
| 51 | III | Dion Nelin | 0 | 1 | 44 | 29 | 1,517 | 8 |
| | | Martin Horn | 1 | 3 | 46 | 30 | 1,533 | 8 |

| | SP | 1.Satz | 2.Satz | 3.Satz | 4.Satz | GD | HS |
|-------------|----|--------|--------|--------|---------|-------|----|
| Dion Nelin | 1 | 15 (5) | 5 (6) | 13 (7) | 11 (11) | 1,517 | 8 |
| Martin Horn | 3 | 1 (4) | 15 (7) | 15 (7) | 15 (12) | 1,533 | 8 |

| | | | | | | | | |
|----|----|--------------------------|---|---|----|----|--------------|---|
| 52 | IV | Tonny Carlsen | 0 | 1 | 37 | 26 | 1,423 | 8 |
| | | Christian Rudolph | 1 | 2 | 38 | 26 | 1,461 | 7 |


| | SP | 1.Satz | 2.Satz | 3.Satz | GD | HS |
|-------------------|----|--------|---------|--------|-------|----|
| Tonny Carlsen | 1 | 11 (8) | 11 (10) | 15 (8) | 1,423 | 8 |
| Christian Rudolph | 2 | 15 (8) | 15 (11) | 8 (7) | 1,461 | 7 |





World Championship

THREE CUSHION FOR NATIONAL TEAMS
5. - 8. März 2009 ** Festhalle Viersen



3. Viertelfinale Endrunde Final round 3rd quarterfinal

| Mannschaft Nation | Matchpunkte Matchpoints | Partiepunkte Gamepoints | Satzpunkte Setpoints | Ballzahl Points | Aufnahmen Innings | MGD Average |
|----------------------|----------------------------|----------------------------|-------------------------|--------------------|----------------------|----------------|
| Niederlande | 0 | 0 | 2 | 76 | 55 | 1,381 |
| Korea | 2 | 2 | 5 | 89 | 56 | 1,589 |

| | | | | | | | | |
|----|---|----------------------------|---|---|----|----|--------------|---|
| 53 | I | Jean-Paul de Bruijn | 0 | 1 | 37 | 28 | 1,321 | 6 |
| | | Kim Kyung-Roul | 1 | 2 | 37 | 28 | 1,321 | 9 |

| | SP | 1.Satz | 2.Satz | 3.Satz | GD | HS |
|---------------------|----|--------|---------|--------|-------|----|
| Jean-Paul de Bruijn | 1 | 15 (6) | 12 (14) | 10 (8) | 1,321 | 6 |
| Kim Kyung-Roul | 2 | 7 (5) | 15 (15) | 15 (8) | 1,321 | 9 |

| | | | | | | | | |
|----|----|-----------------------|---|---|----|----|--------------|---|
| 54 | II | Jean van Erp | 0 | 1 | 39 | 27 | 1,444 | 9 |
| | | Kang Dong Gung | 1 | 3 | 52 | 28 | 1,857 | 8 |

| | SP | 1.Satz | 2.Satz | 3.Satz | 4.Satz | GD | HS |
|----------------|----|--------|---------|--------|--------|-------|----|
| Jean van Erp | 1 | 15 (6) | 7 (10) | 10 (7) | 7 (4) | 1,444 | 9 |
| Kang Dong Gung | 3 | 7 (6) | 15 (10) | 15 (8) | 15 (4) | 1,857 | 8 |

4. Viertelfinale Endrunde Final round 4th quarterfinal

| Mannschaft Nation | Matchpunkte Matchpoints | Partiepunkte Gamepoints | Satzpunkte Setpoints | Ballzahl Points | Aufnahmen Innings | MGD Average |
|----------------------|----------------------------|----------------------------|-------------------------|--------------------|----------------------|----------------|
| Belgien | 2 | 1 | 5 | 125 | 78 | 1,602 |
| Spanien | 0 | 1 | 5 | 123 | 79 | 1,556 |

| | | | | | | | | |
|----|-----|-----------------------|---|---|----|----|--------------|---|
| 55 | III | Eddy Merckx | 0 | 2 | 59 | 41 | 1,439 | 9 |
| | | Daniel Sanchez | 1 | 3 | 65 | 42 | 1,547 | 8 |

| | SP | 1.Satz | 2.Satz | 3.Satz | 4.Satz | 5.Satz | GD | HS |
|----------------|----|--------|--------|---------|--------|---------|-------|----|
| Eddy Merckx | 2 | 11 (5) | 4 (4) | 15 (12) | 15 (8) | 14 (12) | 1,439 | 9 |
| Daniel Sanchez | 3 | 15 (6) | 15 (4) | 13 (12) | 7 (7) | 15 (13) | 1,547 | 8 |


| | | | | | | | | |
|----|----|-------------------------|---|---|----|----|--------------|----|
| 56 | IV | Roland Forthomme | 1 | 3 | 66 | 37 | 1,783 | 10 |
| | | Ruben Legazpi | 0 | 2 | 58 | 37 | 1,567 | 7 |

| | SP | 1.Satz | 2.Satz | 3.Satz | 4.Satz | 5.Satz | GD | HS |
|------------------|----|--------|--------|--------|---------|--------|-------|----|
| Roland Forthomme | 3 | 8 (6) | 13 (5) | 15 (8) | 15 (14) | 15 (4) | 1,783 | 10 |
| Ruben Legazpi | 2 | 15 (7) | 15 (5) | 10 (8) | 12 (13) | 6 (4) | 1,567 | 7 |



World Championship

THREE CUSHION FOR NATIONAL TEAMS
5. - 8. März 2009 ** Festhalle Viersen



Klassement nach den Viertelfinalspielen Staying after the quarter-finals

| Platz | Land | Sp | G | U | V | Matchpkt | Partiepkt | Satzpkt | Bälle | Aufn | MGD | BEMD |
|-------|--------------------|----|---|---|---|----------|-----------|---------|-------|------|--------------|--------------|
| | Korea | 1 | 1 | 0 | 0 | 2:0 | 2:0 | 5:2 | 89 | 56 | 1,589 | 1,589 |
| | Deutschland | 1 | 1 | 0 | 0 | 2:0 | 2:0 | 5:2 | 84 | 56 | 1,500 | 1,500 |
| | Schweden | 1 | 1 | 0 | 0 | 2:0 | 2:0 | 6:4 | 124 | 72 | 1,722 | 1,722 |
| | Belgien | 1 | 1 | 0 | 0 | 2:0 | 1:1 | 5:5 | 125 | 78 | 1,602 | 1,602 |

| Platz | Land | Sp | G | U | V | Matchpkt | Partiepkt | Satzpkt | Bälle | Aufn | MGD | BEMD |
|-------|--------------------|----|---|---|---|----------|-----------|---------|-------|------|--------------|--------------|
| 5 | Spanien | 1 | 0 | 0 | 1 | 0:2 | 1:1 | 5:5 | 123 | 79 | 1,556 | 1,556 |
| 6 | Frankreich | 1 | 0 | 0 | 1 | 0:2 | 0:2 | 4:6 | 106 | 71 | 1,492 | |
| 7 | Dänemark | 1 | 0 | 0 | 1 | 0:2 | 0:2 | 2:5 | 81 | 55 | 1,472 | |
| 8 | Niederlande | 1 | 0 | 0 | 1 | 0:2 | 0:2 | 2:5 | 76 | 55 | 1,381 | |



World Championship

THREE CUSHION FOR NATIONAL TEAMS
5. - 8. März 2009 ** Festhalle Viersen



Halbfinale - Auslosung

Billard 1+2

29. **Schweden** vs. **Korea**

| | | | | |
|--|--|--|--|--|
|  | 1. Torbjörn Blomdahl 2. Michael Nilsson | |  | 1. Kim Kyung-Roul 2. Kang Dong Gung |
|--|--|--|--|--|

Billard 3+4

30. **Belgien** vs. **Deutschland**

| | | | | |
|---|---|--|--|--|
|  | 1. Eddy Merckx 2. Roland Forthomme | |  | 1. Martin Horn 2. Christian Rudolph |
|---|---|--|--|--|



World Championship

THREE CUSHION FOR NATIONAL TEAMS
5. - 8. März 2009 ** Festhalle Viersen



1. Halbfinale

| Mannschaft Nation | Matchpunkte Matchpoints | Partiepunkte Gamepoints | Satzpunkte Setpoints | Ballzahl Points | Aufnahmen Innings | MGD Average |
|-------------------|-------------------------|-------------------------|----------------------|-----------------|-------------------|-------------|
| Schweden | 2 | 2 | 5 | 75 | 28 | 2,678 |
| Korea | 0 | 0 | 0 | 39 | 25 | 1,560 |

| | | | | | | | | |
|----|---|--------------------------|---|---|----|---|--------------|---|
| 57 | I | Torbjörn Blomdahl | 1 | 2 | 30 | 9 | 3,333 | 7 |
| | | Kim Kyung-Roul | 0 | 0 | 19 | 8 | 2,375 | 5 |

| | SP | 1.Satz | 2.Satz | GD | HS |
|-------------------|----|--------|--------|-------|----|
| Torbjörn Blomdahl | 2 | 15 (6) | 15 (3) | 3,333 | 7 |
| Kim Kyung-Roul | 0 | 13 (5) | 6 (3) | 2,375 | 5 |

| | | | | | | | | |
|----|----|------------------------|---|---|----|----|--------------|---|
| 58 | II | Michael Nilsson | 1 | 3 | 45 | 19 | 2,368 | 7 |
| | | Kang Dong Gung | 0 | 0 | 20 | 17 | 1,176 | 6 |

| | SP | 1.Satz | 2.Satz | 3.Satz | GD | HS |
|-----------------|----|--------|--------|--------|-------|----|
| Michael Nilsson | 3 | 15 (7) | 15 (5) | 15 (7) | 2,368 | 7 |
| Kang Dong Gung | 0 | 9 (6) | 9 (5) | 2 (6) | 1,176 | 6 |

2. Halbfinale

| Mannschaft Nation | Matchpunkte Matchpoints | Partiepunkte Gamepoints | Satzpunkte Setpoints | Ballzahl Points | Aufnahmen Innings | MGD Average |
|--------------------|-------------------------|-------------------------|----------------------|-----------------|-------------------|-------------|
| Belgien | 2 | 2 | 5 | 85 | 49 | 1,734 |
| Deutschland | 0 | 0 | 2 | 74 | 48 | 1,541 |

| | | | | | | | | |
|----|-----|--------------------|---|---|----|----|--------------|---|
| 59 | III | Eddy Merckx | 1 | 3 | 52 | 24 | 2,166 | 9 |
| | | Martin Horn | 0 | 1 | 38 | 23 | 1,652 | 8 |

| | SP | 1.Satz | 2.Satz | 3.Satz | 4.Satz | GD | HS |
|-------------|----|---------|--------|--------|--------|-------|----|
| Eddy Merckx | 3 | 15 (10) | 7 (3) | 15 (2) | 15 (9) | 2,166 | 9 |
| Martin Horn | 1 | 11 (9) | 15 (4) | 4 (1) | 8 (9) | 1,652 | 8 |

| | | | | | | | | |
|----|----|--------------------------|---|---|----|----|--------------|----|
| 60 | IV | Roland Forthomme | 1 | 2 | 33 | 25 | 1,320 | 10 |
| | | Christian Rudolph | 0 | 1 | 36 | 25 | 1,440 | 5 |

| | SP | 1.Satz | 2.Satz | 3.Satz | GD | HS |
|-------------------|----|--------|--------|---------|-------|----|
| Roland Forthomme | 2 | 3 (6) | 15 (9) | 15 (10) | 1,320 | 10 |
| Christian Rudolph | 1 | 15 (7) | 10 (8) | 11 (10) | 1,440 | 5 |





World Championship

THREE CUSHION FOR NATIONAL TEAMS
5. - 8. März 2009 ** Festhalle Viersen



FINALE

Endrunde

Final round

FINAL

| Mannschaft Nation | Matchpunkte Matchpoints | Partiepunkte Gamepoints | Satzpunkte Setpoints | Ballzahl Points | Aufnahmen Innings | MGD Average |
|----------------------|----------------------------|----------------------------|-------------------------|--------------------|----------------------|----------------|
| Schweden | 2 | 2 | 5 | 75 | 42 | 1,785 |
| Belgien | 0 | 0 | 0 | 44 | 39 | 1,128 |

| | | | | | | | | |
|----|---|--------------------------|---|---|----|----|--------------|---|
| 61 | I | Torbjörn Blomdahl | 1 | 3 | 45 | 23 | 1,956 | 7 |
| | | Eddy Merckx | 0 | 0 | 22 | 21 | 1,047 | 4 |

| | SP | 1.Satz | 2.Satz | 3.Satz | GD | HS |
|-------------------|----|--------|---------|--------|-------|----|
| Torbjörn Blomdahl | 3 | 15 (9) | 15 (10) | 15 (4) | 1,956 | 7 |
| Eddy Merckx | 0 | 11 (8) | 8 (10) | 3 (3) | 1,047 | 4 |

| | | | | | | | | |
|----|----|-------------------------|---|---|----|----|--------------|---|
| 62 | II | Michael Nilsson | 1 | 2 | 30 | 19 | 1,578 | 5 |
| | | Roland Forthomme | 0 | 0 | 22 | 18 | 1,222 | 5 |

| | SP | 1.Satz | 2.Satz | GD | HS |
|------------------|----|---------|--------|-------|----|
| Michael Nilsson | 2 | 15 (11) | 15 (8) | 1,578 | 5 |
| Roland Forthomme | 0 | 13 (11) | 9 (7) | 1,222 | 5 |



World Championship

THREE CUSHION FOR NATIONAL TEAMS

5. - 8. März 2009 ** Festhalle Viersen



Rangliste aller Spieler

| Name | Land | Sp | G | V | Pkt | Sätze | Ballz. | Aufn. | GD | BFD | BSatz | HS |
|------------------------|--------------|----|---|---|-----|-------|--------|-------|--------------|-------|-------|----|
| Torbjörn Blomdahl | Schweden | 5 | 5 | 0 | 5 | 12:2 | 193 | 98 | 1,969 | 3,333 | 5,000 | 10 |
| Michael Nilsson | Schweden | 5 | 5 | 0 | 5 | 12:3 | 214 | 132 | 1,621 | 2,368 | 3,000 | 7 |
| Roland Forthomme | Belgien | 7 | 5 | 2 | 5 | 12:8 | 252 | 163 | 1,546 | 2,000 | 5,000 | 14 |
| Eddy Merckx | Belgien | 7 | 4 | 3 | 4 | 11:10 | 256 | 163 | 1,570 | 2,166 | 7,500 | 9 |
| Christian Rudolph | Deutschland | 4 | 3 | 1 | 3 | 7:3 | 134 | 93 | 1,440 | 1,578 | 2,428 | 7 |
| Ryuji Umeda | Japan | 4 | 3 | 1 | 3 | 6:2 | 100 | 65 | 1,538 | 2,307 | 3,000 | 9 |
| Martin Horn | Deutschland | 4 | 3 | 1 | 3 | 8:5 | 157 | 88 | 1,784 | 2,150 | 5,000 | 11 |
| Kang Dong Gung | Korea | 4 | 3 | 1 | 3 | 7:5 | 142 | 101 | 1,405 | 1,857 | 3,750 | 8 |
| Jean van Erp | Niederlande | 5 | 3 | 2 | 3 | 7:5 | 145 | 107 | 1,355 | 1,764 | 2,500 | 9 |
| Jean-Paul de Bruijn | Niederlande | 5 | 3 | 2 | 3 | 7:6 | 159 | 124 | 1,282 | 2,000 | 2,500 | 7 |
| Ruben Legazpi | Spanien | 3 | 2 | 1 | 2 | 6:3 | 118 | 79 | 1,493 | 1,875 | 3,000 | 8 |
| Tonny Carlsen | Dänemark | 3 | 2 | 1 | 2 | 5:2 | 97 | 83 | 1,168 | 1,200 | 2,500 | 9 |
| Jerome Barbeillon | Frankreich | 3 | 2 | 1 | 2 | 6:4 | 119 | 90 | 1,322 | 1,407 | 3,750 | 10 |
| Dion Nelin | Dänemark | 3 | 2 | 1 | 2 | 5:3 | 104 | 70 | 1,485 | 1,666 | 3,750 | 8 |
| Daniel Sanchez | Spanien | 3 | 2 | 1 | 2 | 5:4 | 115 | 74 | 1,554 | 1,764 | 3,750 | 8 |
| Kim Kyung-Roul | Korea | 4 | 2 | 2 | 2 | 5:5 | 127 | 91 | 1,395 | 1,875 | 2,142 | 9 |
| Tayfun Tasdemir | Türkei | 4 | 2 | 2 | 2 | 4:5 | 111 | 79 | 1,405 | 1,875 | 3,000 | 12 |
| Tsuyoshi Suzuki | Japan | 4 | 2 | 2 | 2 | 4:5 | 90 | 112 | 0,803 | 1,071 | 1,666 | 12 |
| Duong Ahn Vu | Vietnam | 2 | 1 | 1 | 1 | 3:2 | 56 | 43 | 1,302 | 2,500 | 3,750 | 9 |
| Sameh Sidhom | Ägypten | 2 | 1 | 1 | 1 | 3:3 | 72 | 77 | 0,935 | 1,000 | 1,875 | 10 |
| Radek Novak | Tschechien | 2 | 1 | 1 | 1 | 2:2 | 50 | 48 | 1,041 | 1,153 | 2,500 | 7 |
| Kostas Papakostantinou | Griechenland | 4 | 1 | 3 | 1 | 5:6 | 123 | 93 | 1,322 | 1,250 | 2,500 | 7 |
| Jérémy Bury | Frankreich | 3 | 1 | 2 | 1 | 4:6 | 116 | 82 | 1,414 | 1,343 | 5,000 | 8 |
| Lütfi Cenet | Türkei | 4 | 1 | 3 | 1 | 3:6 | 89 | 92 | 0,967 | 1,071 | 5,000 | 9 |
| Manuel Oliveira | Portugal | 4 | 1 | 3 | 1 | 3:6 | 108 | 113 | 0,955 | 1,304 | 1,875 | 6 |
| Rui Manuel Costa | Portugal | 4 | 1 | 3 | 1 | 3:7 | 117 | 85 | 1,376 | 1,354 | 2,500 | 7 |
| Kostas Antonatos | Griechenland | 4 | 1 | 3 | 1 | 3:7 | 71 | 91 | 0,780 | 1,269 | 1,875 | 7 |
| Andreas Efler | Österreich | 2 | 0 | 2 | 0 | 1:4 | 43 | 44 | 0,977 | | 1,363 | 5 |
| Ihab El Messery | Ägypten | 2 | 0 | 2 | 0 | 1:4 | 38 | 47 | 0,808 | | 1,875 | 8 |
| Andreas Kronlachner | Österreich | 2 | 0 | 2 | 0 | 1:4 | 44 | 56 | 0,785 | | 1,071 | 4 |
| René Hendriksen | Schweiz | 2 | 0 | 2 | 0 | 0:4 | 32 | 37 | 0,864 | | | 7 |
| Martin Bohac | Tschechien | 2 | 0 | 2 | 0 | 0:4 | 32 | 37 | 0,864 | | | 4 |
| Torsten Danielsson | Schweiz | 2 | 0 | 2 | 0 | 0:4 | 37 | 52 | 0,711 | | | 3 |
| Ngo Dinh Nai | Vietnam | 2 | 0 | 2 | 0 | 0:4 | 30 | 43 | 0,697 | | | 5 |
| Milan Nedovic | Montenegro | 2 | 0 | 2 | 0 | 0:4 | 21 | 37 | 0,567 | | | 3 |
| Danilo Brajovic | Montenegro | 2 | 0 | 2 | 0 | 0:4 | 24 | 58 | 0,413 | | | 3 |





World Championship

THREE CUSHION FOR NATIONAL TEAMS
5. - 8. März 2009 ** Festhalle Viersen



Classement final - Endklassement

| Platz | Land | Sp | G | U | V | Matchpkt | Partiepkt | Satzpkt | Bälle | Aufn | MGD | BEMD |
|-------|---------------------|----|---|---|---|----------|-----------|---------|-------|------|--------------|--------------|
| 1 | Schweden | 5 | 5 | 0 | 0 | 10:0 | 10:0 | 24:5 | 407 | 230 | 1,769 | 2,678 |
| 2 | Belgien | 7 | 4 | 2 | 1 | 10:4 | 9:5 | 23:18 | 508 | 326 | 1,558 | 1,734 |
| 3 | Deutschland | 4 | 3 | 0 | 1 | 6:2 | 6:2 | 15:8 | 291 | 181 | 1,607 | 1,871 |
| 3 | Korea | 4 | 2 | 1 | 1 | 5:3 | 5:3 | 12:10 | 269 | 192 | 1,401 | 1,589 |
| 5 | Spanien | 3 | 1 | 1 | 1 | 3:3 | 4:2 | 11:7 | 233 | 153 | 1,522 | 1,612 |
| 5 | Frankreich | 3 | 1 | 1 | 1 | 3:3 | 3:3 | 10:10 | 235 | 172 | 1,366 | 1,302 |
| 5 | Dänemark | 3 | 2 | 0 | 1 | 4:2 | 4:2 | 10:5 | 201 | 153 | 1,313 | 1,395 |
| 5 | Niederlande | 5 | 3 | 0 | 2 | 6:4 | 6:4 | 14:11 | 304 | 231 | 1,316 | 1,875 |
| 9 | Japan | 4 | 2 | 1 | 1 | 5:3 | 5:3 | 10:7 | 190 | 177 | 1,073 | 1,290 |
| 10 | Türkei | 4 | 1 | 1 | 2 | 3:5 | 3:5 | 7:11 | 200 | 171 | 1,169 | 1,660 |
| 11 | Griechenland | 4 | 0 | 2 | 2 | 2:6 | 2:6 | 8:13 | 194 | 184 | 1,054 | 1,120 |
| 12 | Portugal | 4 | 1 | 0 | 3 | 2:6 | 2:6 | 6:13 | 225 | 198 | 1,136 | 1,333 |
| 13 | Vietnam | 2 | 0 | 1 | 1 | 1:3 | 1:3 | 3:6 | 86 | 86 | 1,000 | 1,200 |
| 14 | Ägypten | 2 | 0 | 1 | 1 | 1:3 | 1:3 | 4:7 | 110 | 124 | 0,887 | 0,955 |
| 15 | Tschechien | 2 | 0 | 1 | 1 | 1:3 | 1:3 | 2:6 | 82 | 85 | 0,964 | 1,142 |
| 16 | Österreich | 2 | 0 | 0 | 2 | 0:4 | 0:4 | 2:8 | 87 | 100 | 0,870 | |
| 17 | Schweiz | 2 | 0 | 0 | 2 | 0:4 | 0:4 | 0:8 | 69 | 89 | 0,775 | |
| 18 | Montenegro | 2 | 0 | 0 | 2 | 0:4 | 0:4 | 0:8 | 45 | 95 | 0,473 | |

Turnierdurchschnitt 3736 / 2947 = 1,268
 Beste Einzelleistungen:
 Bester GD: Blomdahl **1,969**
 Bester ED: Blomdahl **3,333**
 Bester Satz: Merckx **7,500**
 Beste HS: Forthomme **14**

Pour la Deutsche Billard-Union
Für die Deutsche Billard-Union

Pour l'Union Mondiale de Billard
Für die Union Mondiale de Billard

